

SystemResults

National System Review

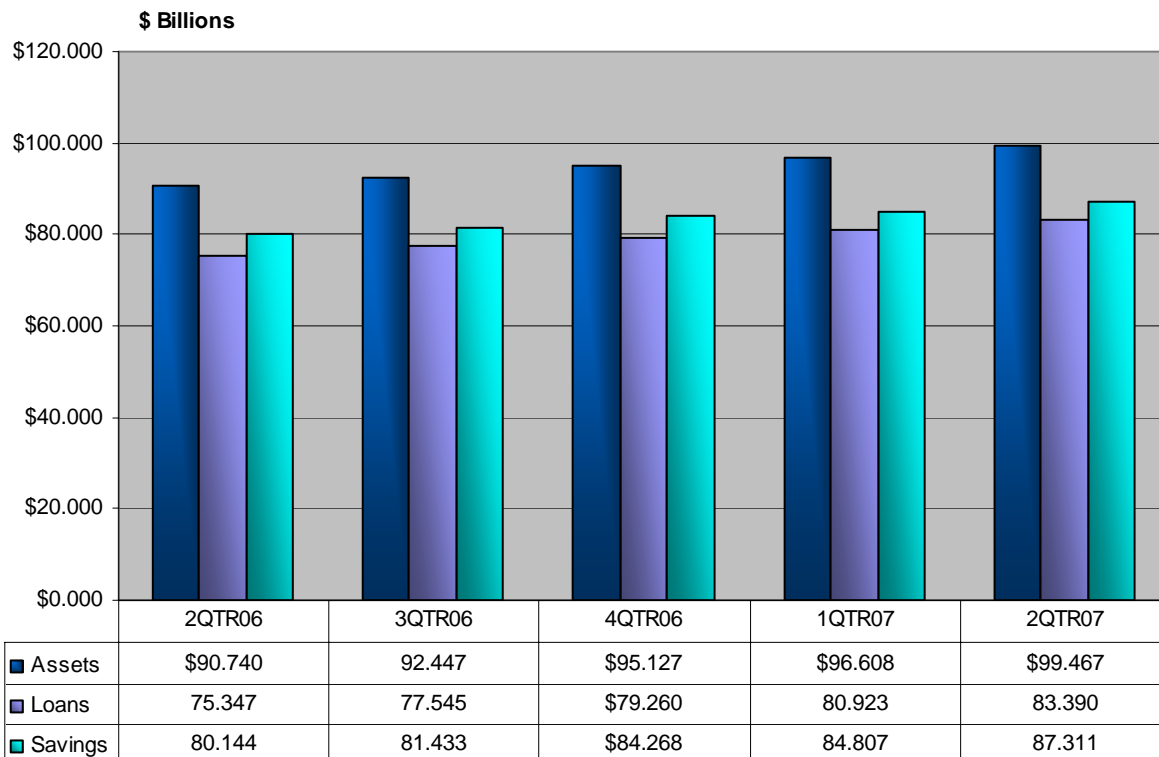
Canadian credit unions continue to strengthen financially, posting another quarter of solid balance sheet growth. Growth in each of the main financial categories – assets, savings/deposits and loans – has been consistently strong over the last few years. In addition to these solid financial gains, the system has surpassed the 5 million mark in membership this quarter.

The affiliated Canadian credit union /caisse populaire system is in arms reach of the \$100 billion milestone in assets. The system ended the first half of 2007 with just under \$99.5 billion in assets, representing a gain of 9.6 per cent over second quarter 2006. This is a 44 per cent increase or \$30 billion gain over the last five years.

Deposits/savings growth was consistent with recent past. An annualized growth rate of 8.9 per cent was reported by the system. Deposits/savings increased by almost \$7.2 billion to reach \$87.3 billion at second quarter 2007.

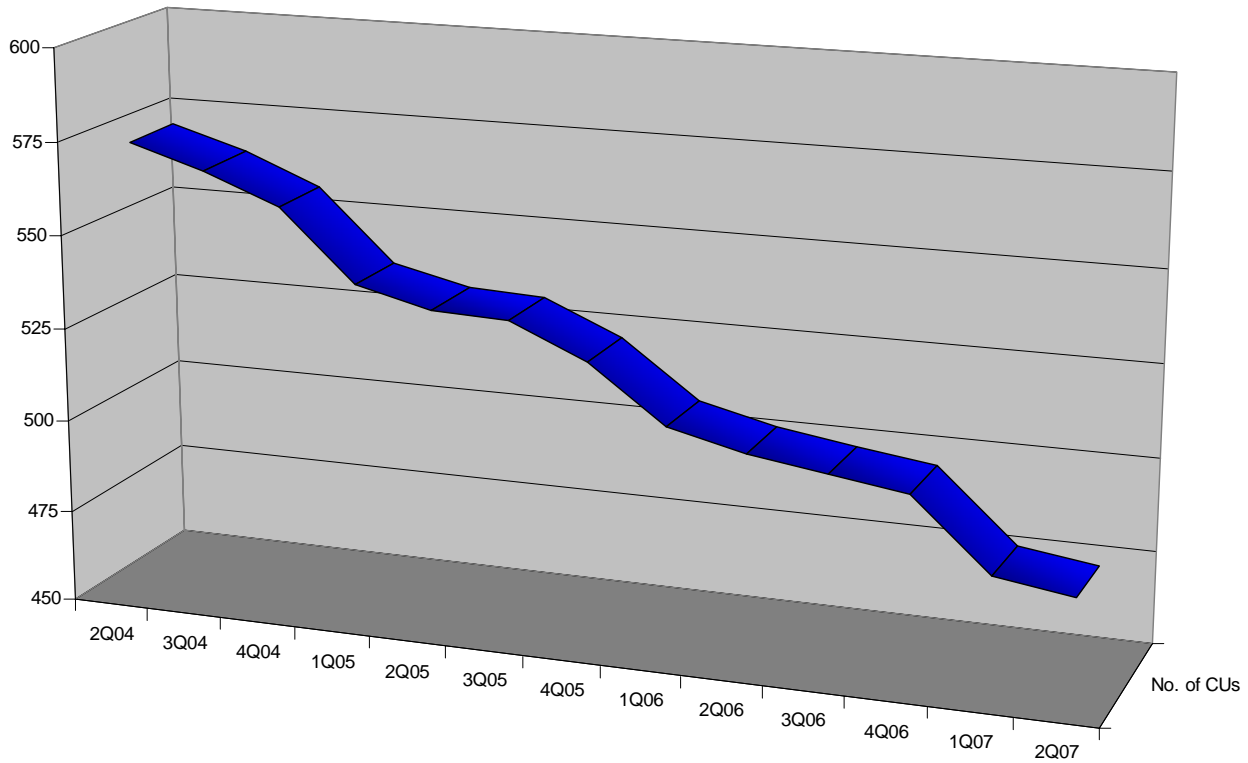
Loan growth continued to remain strong with a 10.7 per cent or \$8.0 billion gain over second quarter 2006. Total loans reached \$83.4 billion by mid-year. Loans as a percentage of total deposits are currently at 95.5 per cent, compared to 94 per cent twelve months ago and 89 per cent ten years ago.

Quarterly Results



Affiliated Credit Unions

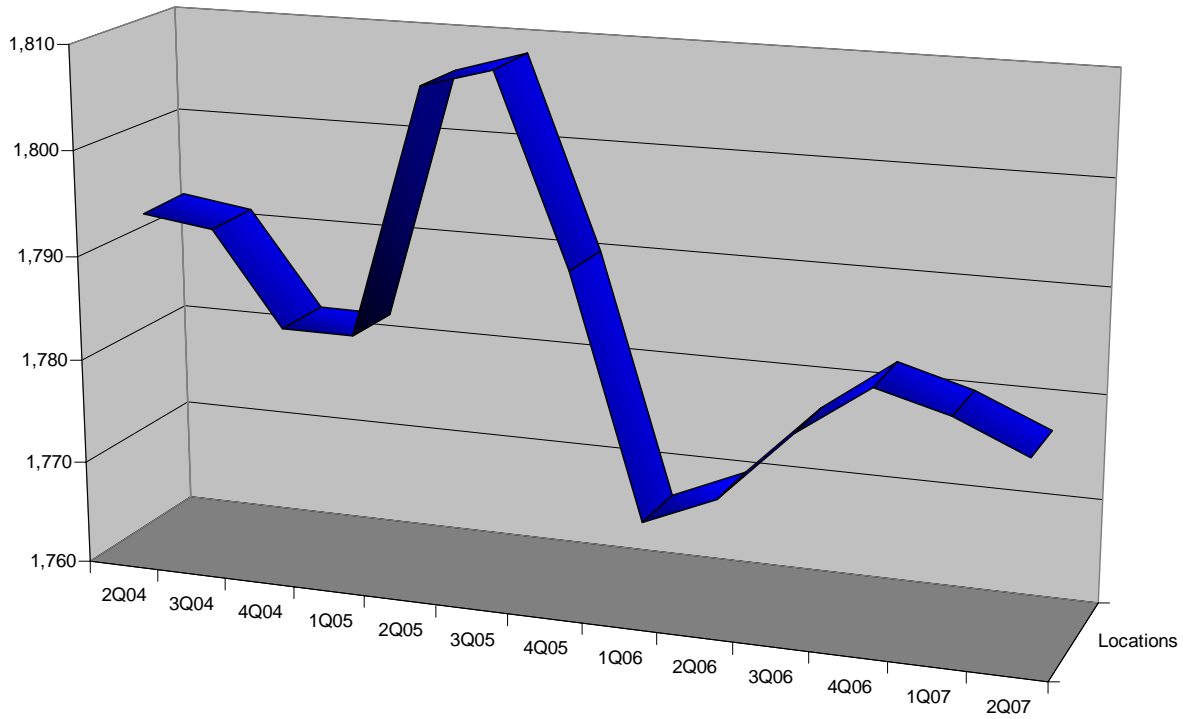
As of second quarter 2007, there were 476 affiliated credit unions and caisses populaires.



	2Q04	3Q04	4Q04	1Q05	2Q05	3Q05	4Q05	1Q06	2Q06	3Q06	4Q06	1Q07	2Q07
■ No. of CUs	572	566	558	539	534	533	524	509	504	501	498	479	476

Credit Union Locations

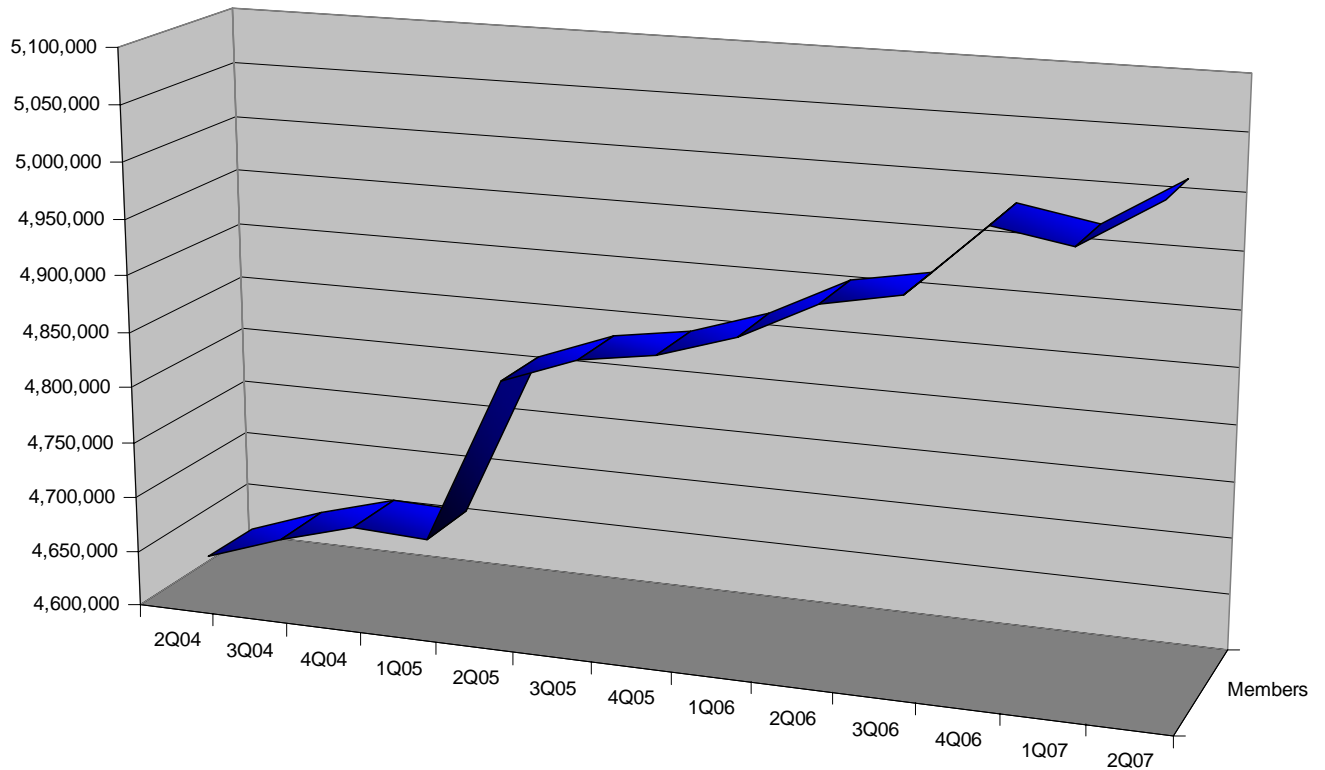
At the end of the first six months of 2007, there were 1,778 locations reported by the Canadian credit union system, an increase of 7 locations since second quarter 2006.



	2Q04	3Q04	4Q04	1Q05	2Q05	3Q05	4Q05	1Q06	2Q06	3Q06	4Q06	1Q07	2Q07
■ Locations	1,793	1,792	1,783	1,783	1,807	1,809	1,791	1,768	1,771	1,778	1,783	1,781	1,778

Member Statistics

Just over 5 million Canadians were members of an affiliated credit union or caisse populaire as of second quarter 2007. (Note: 2Q2005 increase is partly due to an Ontario merger between an affiliated and non-affiliated credit union.)



	2Q04	3Q04	4Q04	1Q05	2Q05	3Q05	4Q05	1Q06	2Q06	3Q06	4Q06	1Q07	2Q07
■ Members	4,629,533	4,652,889	4,672,432	4,669,358	4,819,015	4,844,553	4,855,057	4,877,250	4,912,598	4,925,826	4,990,511	4,978,964	5,021,838

Provincial System Review

Most provinces reported solid financial gains, with some regions continuing to post double-digit growth in each of the three financial categories – assets, savings/deposits and loans. The Alberta credit union system once again led the way with substantial gains in each of these categories for the third straight quarter. Credit unions in Manitoba also reported double-digit growth in all three financial categories.

Credit union assets rose 16.5 per cent in Alberta, while the Manitoba system reported a growth rate of 13.2 per cent. Solid gains were also reported by credit unions in Saskatchewan (9.3%), B.C. (8.4%), Ontario (7.0%), Nova Scotia (6.2%) and Newfoundland (6.0%), as well as Ontario caisses (5.9%). Both New Brunswick and P.E.I. credit unions experienced a decline in assets of .8 per cent and .6 per cent, respectively.

Similar results were achieved throughout the country with respect to savings and deposit growth. Savings/deposits at Alberta credit unions jumped by 16.3 per cent over second quarter 2006, followed by the Manitoba system's gain of 13.5 per cent. Double-digit growth of 10.3 per cent was also reported by credit unions in Saskatchewan. Solid gains were posted in B.C (7.5%), Nova Scotia (5.9%), Newfoundland (5.1%), as well as by Ontario credit unions and caisses (5.0% and 4.5%, respectively). Credit unions in P.E.I. saw a slight decline in deposits of 1.6 per cent, while the New Brunswick system reported a drop of 8.3 per cent.

Almost all provinces posted healthy growth in loans. In addition to the Alberta system's whopping growth of 18.8 per cent, credit unions in Manitoba (11.0%) and B.C. (10.1%), as well as caisses in Ontario (10.2%) also reported sizeable increases in loans. Credit unions in Saskatchewan (8.8%), Ontario (8.4%), Nova Scotia (6.3%), Newfoundland (6.0%) and P.E.I. (4.9%) all posted solid gains. New Brunswick credit unions recorded negative growth of 1.3 per cent.

System Results is published quarterly by Credit Union Central of Canada. For editorial or general inquiries please contact:

Sandra Brizland
brizlands@cucentral.com

Credit Union Central of Canada
300 The East Mall, Suite 500, Toronto, ON M9B 6B7
Tel: (416) 232-3420 FAX: (416) 232-9196
www.cucentral.ca

SECOND QUARTER 2007 CREDIT UNION/CAISSE POPULAIRE SYSTEM RESULTS

AFFILIATED CREDIT UNIONS & CAISSES POPULAIRES

(\$millions)						
Province	Total Savings/Deposits	Total Loans	Total Assets	Total Credit Unions	Total Locations	Total Members
Credit Union Central Class						
British Columbia	\$34,341	\$35,121	\$40,361	50	364	1,604,039
Alberta	12,251	11,396	13,535	48	211	644,584
Saskatchewan	9,570	8,114	10,648	75	316	525,180
Manitoba	11,243	9,889	12,200	55	181	546,547
Ontario	15,829	15,385	18,206	158	502	1,251,045
New Brunswick	759	670	868	20	41	96,715
Nova Scotia	1,387	1,113	1,522	34	81	168,763
Prince Edward Island	566	491	619	10	15	64,018
Newfoundland	580	475	617	13	41	45,050
SUBTOTAL	\$86,526	\$82,654	\$98,576	463	1,752	4,945,941

Federation Class

Ontario - L'Alliance	785	736	891	13	26	75,897
TOTAL	\$87,311	\$83,390	\$99,467	476	1,778	5,021,838

NON-AFFILIATED CREDIT UNIONS & CAISSES POPULAIRES

Caisses Populaires

Ontario - La Federation	\$2,486	\$2,455	\$2,908	22	57	162,099
Manitoba	625	539	680	6	28	30,600
New Brunswick	2,034	1,750	2,279	33	85	196,365
TOTAL CPs (excluding Quebec)	\$5,145	\$4,744	\$5,867	61	170	389,064
Quebec	74,966	77,162	91,914	536	1,431	5,200,318
TOTAL (All)	\$80,111	\$81,906	\$97,781	597	1,601	5,589,382

Credit Unions

Ontario	\$3,167	\$2,446	\$3,509	19	98	211,235
TOTAL	\$83,278	\$84,352	\$101,290	616	1,699	5,800,617

COMBINED CANADIAN CREDIT UNION & CAISSE POPULAIRE SYSTEM RESULTS

TOTAL	\$170,589	\$167,742	\$200,757	1,092	3,477	10,822,455
--------------	------------------	------------------	------------------	--------------	--------------	-------------------

Above figures do not include affiliated companies of the credit union system, such as Concentra Financial Inc., The CUMIS Group Ltd., The Co-operators Credential Financial Inc., and the ETHICAL Funds Company.

AFFILIATED CREDIT UNION / CAISSE POPULAIRE SYSTEM RESULTS

As of Second Quarter 2007

(\$Millions)

Annual Growth Rate	2QTR06	2QTR07	Growth over Second Quarter 2006
Assets	\$90,740	\$99,467	9.6%
Savings/Deposits	\$80,144	\$87,311	8.9%
Loans (Gross)	\$75,347	\$83,390	10.7%
Number of Credit Unions	504	476	-5.6%
Number of Credit Union Locations	1,771	1,778	0.4%
Membership	4,912,598	5,021,838	2.2%
Quarterly Growth Rate	1QTR07	2QTR07	Growth over First Quarter 2007
Assets	\$96,608	\$99,467	3.0%
Savings/Deposits	\$84,807	\$87,311	3.0%
Loans (Gross)	\$80,923	\$83,390	3.0%
Number of Credit Unions	479	476	-0.6%
Number of Credit Union Locations	1,781	1,778	-0.2%
Membership	4,978,964	5,021,838	0.9%

AFFILIATED CREDIT UNION & CAISSE POPULAIRE SYSTEM RESULTS

QUARTERLY GROWTH

As of Second Quarter 2007

(\$ Millions)

SAVINGS										
PROVINCE	2Q06	3Q06	4Q06	1Q07	2Q07	QUARTERLY GROWTH (2)				ANNUAL (3)
						3Q06	4Q06	1Q07	2Q07	2Q06 to 2Q07
Credit Union Central Class										
BC (1)	\$31,940	\$32,314	\$33,750	\$33,321	\$34,341	1.2%	4.4%	-1.3%	3.1%	7.5%
AB	10,535	11,007	11,576	11,718	12,251	4.5%	5.2%	1.2%	4.5%	16.3%
SK	8,675	8,806	8,972	9,337	9,570	1.5%	1.9%	4.1%	2.5%	10.3%
MB	9,909	10,054	10,544	10,831	11,243	1.5%	4.9%	2.7%	3.8%	13.5%
ON(CUCO affil.)	15,069	15,211	15,410	15,560	15,829	0.9%	1.3%	1.0%	1.7%	5.0%
NB	828	828	786	806	759	0.0%	-5.1%	2.5%	-5.8%	-8.3%
NS	1,310	1,321	1,332	1,342	1,387	0.8%	0.8%	0.8%	3.4%	5.9%
PEI	575	577	575	568	566	0.3%	-0.3%	-1.2%	-0.4%	-1.6%
NFLD	552	560	561	539	580	1.4%	0.2%	-3.9%	7.6%	5.1%
SUBTOTAL	\$79,393	\$80,678	\$83,506	\$84,022	\$86,526	1.6%	3.5%	0.6%	3.0%	9.0%
Federation Class										
ON(L'Alliance)	751	755	762	785	785	0.5%	0.9%	3.0%	0.0%	4.5%
TOTAL	\$80,144	\$81,433	\$84,268	\$84,807	\$87,311	1.6%	3.5%	0.6%	3.0%	8.9%
LOANS										
PROVINCE	2Q06	3Q06	4Q06	1Q07	2Q07	QUARTERLY GROWTH (2)				ANNUAL (3)
						3Q06	4Q06	1Q07	2Q07	2Q06 to 2Q07
Credit Union Central Class										
BC (1)	\$31,889	\$32,650	\$33,283	\$34,083	\$35,121	2.4%	1.9%	2.4%	3.0%	10.1%
AB	9,596	10,156	10,627	10,921	11,396	5.8%	4.6%	2.8%	4.3%	18.8%
SK	7,457	7,646	7,719	7,819	8,114	2.5%	1.0%	1.3%	3.8%	8.8%
MB	8,905	9,244	9,476	9,649	9,889	3.8%	2.5%	1.8%	2.5%	11.0%
ON(CUCO affil.)	14,190	14,529	14,773	15,030	15,385	2.4%	1.7%	1.7%	2.4%	8.4%
NB	679	645	667	675	670	-5.0%	3.4%	1.2%	-0.7%	-1.3%
NS	1,047	1,066	1,086	1,096	1,113	1.8%	1.9%	0.9%	1.6%	6.3%
PEI	468	461	473	481	491	-1.5%	2.6%	1.7%	2.1%	4.9%
NFLD	448	459	462	469	475	2.5%	0.7%	1.5%	1.3%	6.0%
SUBTOTAL	\$74,679	\$76,856	\$78,566	\$80,223	\$82,654	2.9%	2.2%	2.1%	3.0%	10.7%
Federation Class										
ON(L'Alliance)	668	689	694	700	736	3.1%	0.7%	0.9%	5.1%	10.2%
TOTAL	\$75,347	\$77,545	\$79,260	\$80,923	\$83,390	2.9%	2.2%	2.1%	3.0%	10.7%
ASSETS										
PROVINCE	2Q06	3Q06	4Q06	1Q07	2Q07	QUARTERLY GROWTH (2)				ANNUAL (3)
						3Q06	4Q06	1Q07	2Q07	2Q06 to 2Q07
Credit Union Central Class										
BC (1)	\$37,222	\$37,690	\$38,909	\$39,285	\$40,361	1.3%	3.2%	1.0%	2.7%	8.4%
AB	11,619	12,173	12,774	12,948	13,535	4.8%	4.9%	1.4%	4.5%	16.5%
SK	9,745	9,918	10,081	10,393	10,648	1.8%	1.6%	3.1%	2.5%	9.3%
MB	10,778	11,025	11,467	11,715	12,200	2.3%	4.0%	2.2%	4.1%	13.2%
ON(CUCO affil.)	17,022	17,255	17,492	17,838	18,206	1.4%	1.4%	2.0%	2.1%	7.0%
NB	875	867	853	855	868	-0.9%	-1.6%	0.2%	1.5%	-0.8%
NS	1,433	1,449	1,469	1,478	1,522	1.1%	1.4%	0.6%	3.0%	6.2%
PEI	623	626	628	623	619	0.5%	0.3%	-0.8%	-0.6%	-0.6%
NFLD	582	593	597	592	617	1.9%	0.7%	-0.8%	4.2%	6.0%
SUBTOTAL	\$89,899	\$91,596	\$94,270	\$95,727	\$98,576	1.9%	2.9%	1.5%	3.0%	9.7%
Federation Class										
ON(L'Alliance)	841	851	857	881	891	1.2%	0.7%	2.8%	1.1%	5.9%
TOTAL	\$90,740	\$92,447	\$95,127	\$96,608	\$99,467	1.9%	2.9%	1.6%	3.0%	9.6%

(1) B.C. - To be consistent with the first, second and third quarter data source, fourth quarter results reported here are from the same data source - CUCBC. These results will not match data reported by the B.C. Stabilization Fund for the Annual Credit Union / Caisse Populaire Information Survey, (where no adjustments are made for six credit unions with Sept. 30th year-ends in their financial statements.)

13-Sep-07

(2) Quarterly growth rates compare growth rates with that of previous quarter.

(3) Annual growth rates compare 2Q07 with 2Q06.



AFFILIATED CREDIT UNION & CAISSE POPULAIRE SYSTEM RESULTS QUARTERLY GROWTH

As of Second Quarter 2007

TOTAL CREDIT UNIONS / CAISSES POPULAIRES										
PROVINCE	2Q06	3Q06	4Q06	1Q07	2Q07	QUARTERLY GROWTH (4)				ANNUAL (5) 2Q06 to 2Q07
						3Q06	4Q06	1Q07	2Q07	
Credit Union Central Class										
BC	52	51	51	51	50	-1.9%	0.0%	0.0%	-2.0%	-3.8%
AB	52	52	52	48	48	0.0%	0.0%	-7.7%	0.0%	-7.7%
SK (r)	88	87	87	75	75	-1.1%	0.0%	-13.8%	0.0%	-14.8%
MB	57	57	55	55	55	0.0%	-3.5%	0.0%	0.0%	-3.5%
ON(CUCO affil.)(r)	164	164	163	161	158	0.0%	-0.6%	-1.2%	-1.9%	-3.7%
NB	21	20	20	19	20	-4.8%	0.0%	-5.0%	5.3%	-4.8%
NS	34	34	34	34	34	0.0%	0.0%	0.0%	0.0%	0.0%
PEI	10	10	10	10	10	0.0%	0.0%	0.0%	0.0%	0.0%
NFLD	13	13	13	13	13	0.0%	0.0%	0.0%	0.0%	0.0%
SUBTOTAL	491	488	485	466	463	-0.6%	-0.6%	-3.9%	-0.6%	-5.7%
Federation Class										
ON(L'Alliance)	13	13	13	13	13	0.0%	0.0%	0.0%	0.0%	0.0%
TOTAL	504	501	498	479	476	-0.6%	-0.6%	-3.8%	-0.6%	-5.6%
TOTAL LOCATIONS										
PROVINCE	2Q06	3Q06	4Q06	1Q07	2Q07	QUARTERLY GROWTH (4)				ANNUAL (5) 2Q06 to 2Q07
						3Q06	4Q06	1Q07	2Q07	
Credit Union Central Class										
BC	357	358	360	361	364	0.3%	0.6%	0.3%	0.8%	2.0%
AB	210	210	209	211	211	0.0%	-0.5%	1.0%	0.0%	0.5%
SK (r)	316	320	320	318	316	1.3%	0.0%	-0.6%	-0.6%	0.0%
MB	179	179	180	181	181	0.0%	0.6%	0.6%	0.0%	1.1%
ON(CUCO affil.)	504	506	510	507	502	0.4%	0.8%	-0.6%	-1.0%	-0.4%
NB	41	41	41	41	41	0.0%	0.0%	0.0%	0.0%	0.0%
NS	81	81	81	81	81	0.0%	0.0%	0.0%	0.0%	0.0%
PEI	15	15	15	15	15	0.0%	0.0%	0.0%	0.0%	0.0%
NFLD	42	42	41	40	41	0.0%	-2.4%	-2.4%	2.5%	-2.4%
SUBTOTAL	1,745	1,752	1,757	1,755	1,752	0.4%	0.3%	-0.1%	-0.2%	0.4%
Federation Class										
ON(L'Alliance)	26	26	26	26	26	0.0%	0.0%	0.0%	0.0%	0.0%
TOTAL	1,771	1,778	1,783	1,781	1,778	0.4%	0.3%	-0.1%	-0.2%	0.4%
TOTAL MEMBERS										
PROVINCE	2Q06	3Q06	4Q06	1Q07	2Q07	QUARTERLY GROWTH (4)				ANNUAL (5) 2Q06 to 2Q07
						3Q06	4Q06	1Q07	2Q07	
Credit Union Central Class										
BC	1,558,127	1,558,500	1,616,286	1,589,193	1,604,039	0.0%	3.7%	-1.7%	0.9%	2.9%
AB	601,750	602,572	607,499	639,145	644,584	0.1%	0.8%	5.2%	0.9%	7.1%
SK (1)	523,277	524,063	523,364	522,929	525,180	0.2%	-0.1%	-0.1%	0.4%	0.4%
MB	527,496	534,750	537,707	541,788	546,547	1.4%	0.6%	0.8%	0.9%	3.6%
ON(CUCO affil.)(2)	1,238,214	1,238,372	1,245,120	1,243,874	1,251,045	0.0%	0.5%	-0.1%	0.6%	1.0%
NB (3)	115,214	115,094	113,510	98,362	96,715	-0.1%	-1.4%	-13.3%	-1.7%	-16.1%
NS	169,341	170,046	168,965	168,254	168,763	0.4%	-0.6%	-0.4%	0.3%	-0.3%
PEI	63,792	64,042	64,018	64,232	64,018	0.4%	0.0%	0.3%	-0.3%	0.4%
NFLD	44,036	44,330	43,437	44,720	45,050	0.7%	-2.0%	3.0%	0.7%	2.3%
SUBTOTAL	4,841,247	4,851,769	4,919,906	4,912,497	4,945,941	0.2%	1.4%	-0.2%	0.7%	2.2%
Federation Class										
ON(L'Alliance)	71,351	74,057	70,605	66,467	75,897	3.8%	-4.7%	-5.9%	14.2%	6.4%
TOTAL	4,912,598	4,925,826	4,990,511	4,978,964	5,021,838	0.3%	1.3%	-0.2%	0.9%	2.2%

(1) Saskatchewan - Decline in membership is due to a number of credit unions removing "closed accounts" from their banking system.

(2) Ontario - Membership includes both non-voting and voting members. Source: DICO

(4) Quarterly growth rates compare growth rates with that of previous quarter.

13-Sep-07

NON-AFFILIATED CREDIT UNION & CAISSE POPULAIRE SYSTEM RESULTS QUARTERLY GROWTH

As of Second Quarter 2007

(\$ Millions)

SAVINGS										
PROVINCE	2Q06	3Q06	4Q06	1Q07	2Q07	QUARTERLY GROWTH (1)				ANNUAL (2) 2Q06 to 2Q07
						3Q06	4Q06	1Q07	2Q07	
Caisses Populaires										
ON- La Fed.	\$2,309	\$2,382	\$2,412	\$2,445	\$2,486	3.2%	1.3%	1.4%	1.7%	7.7%
MB	571	592	597	605	625	3.7%	0.8%	1.3%	3.3%	9.5%
NB	1,916	1,946	1,951	1,999	2,034	1.6%	0.3%	2.5%	1.8%	6.2%
TOTAL(excl. QB.)	\$4,796	\$4,920	\$4,960	\$5,049	\$5,145	2.6%	0.8%	1.8%	1.9%	7.3%
QB	69,947	70,128	70,821	72,142	74,966	0.3%	1.0%	1.9%	3.9%	7.2%
TOTAL(All CPs.)	\$74,743	\$75,048	\$75,781	\$77,191	\$80,111	0.4%	1.0%	1.9%	3.8%	7.2%
Credit Unions										
ON (1)	3,276	3,255	3,271	3,258	3,167	-0.6%	0.5%	-0.4%	-2.8%	-3.3%
TOTAL	\$78,019	\$78,303	\$79,052	\$80,449	\$83,278	0.4%	1.0%	1.8%	3.5%	6.7%

LOANS										
PROVINCE	2Q06	3Q06	4Q06	1Q07	2Q07	QUARTERLY GROWTH (1)				ANNUAL (2) 2Q06 to 2Q07
						3Q06	4Q06	1Q07	2Q07	
Caisses Populaires										
ON- La Fed.	\$2,279	\$2,290	\$2,348	\$2,371	\$2,455	0.5%	2.5%	1.0%	3.5%	7.7%
MB	544	540	545	531	539	-0.7%	0.9%	-2.6%	1.5%	-0.9%
NB	1,727	1,749	1,743	1,738	1,750	1.3%	-0.3%	-0.3%	0.7%	1.3%
TOTAL(excl. QB.)	\$4,550	\$4,579	\$4,636	\$4,640	\$4,744	0.6%	1.2%	0.1%	2.2%	4.3%
QB	72,723	74,008	74,634	75,444	77,162	1.8%	0.8%	1.1%	2.3%	6.1%
TOTAL(All CPs.)	\$77,273	\$78,587	\$79,270	\$80,084	\$81,906	1.7%	0.9%	1.0%	2.3%	6.0%
Credit Unions										
ON (1)	2,038	2,190	2,244	2,354	2,446	7.5%	2.5%	4.9%	3.9%	20.0%
TOTAL	\$79,311	\$80,777	\$81,514	\$82,438	\$84,352	1.8%	0.9%	1.1%	2.3%	6.4%

ASSETS										
PROVINCE	2Q06	3Q06	4Q06	1Q07	2Q07	QUARTERLY GROWTH (1)				ANNUAL (2) 2Q06 to 2Q07
						3Q06	4Q06	1Q07	2Q07	
Caisses Populaires										
ON- La Fed.	\$2,754	\$2,770	\$2,781	\$2,845	\$2,908	0.6%	0.4%	2.3%	2.2%	5.6%
MB	630	648	653	659	680	2.9%	0.8%	0.9%	3.2%	7.9%
NB	2,176	2,206	2,201	2,236	2,279	1.4%	-0.2%	1.6%	1.9%	4.7%
TOTAL(excl. QB.)	\$5,560	\$5,624	\$5,635	\$5,740	\$5,867	1.2%	0.2%	1.9%	2.2%	5.5%
QB	86,490	88,228	89,395	89,995	91,914	2.0%	1.3%	0.7%	2.1%	6.3%
TOTAL(All CPs.)	\$92,050	\$93,852	\$95,030	\$95,735	\$97,781	2.0%	1.3%	0.7%	2.1%	6.2%
Credit Unions										
ON	3,603	3,585	3,599	3,605	3,509	-0.5%	0.4%	0.2%	-2.7%	-2.6%
TOTAL	\$95,653	\$97,437	\$98,629	\$99,340	\$101,290	1.9%	1.2%	0.7%	2.0%	5.9%

(1) Quarterly growth rates compare growth rates with that of previous quarter.
(2) Annual growth rates compare 2Q07 with 2Q06

13-Sep-07

NON-AFFILIATED CREDIT UNION & CAISSE POPULAIRE SYSTEM RESULTS

QUARTERLY GROWTH

As of Second Quarter 2007

TOTAL CAISSES POPULAIRES										
PROVINCE	2Q06	3Q06	4Q06	1Q07	2Q07	QUARTERLY GROWTH (1)				ANNUAL (2)
						3Q06	4Q06	1Q07	2Q07	2Q06 to 2Q07
Caisses Populaires										
ON- La Fed.	22	22	22	22	22	0.0%	0.0%	0.0%	0.0%	0.0%
MB	7	7	7	6	6	0.0%	0.0%	-14.3%	0.0%	-14.3%
NB	33	33	33	33	33	0.0%	0.0%	0.0%	0.0%	0.0%
TOTAL(excl. QB.)	62	62	62	61	61	0.0%	0.0%	-1.6%	0.0%	-1.6%
QB	530	529	527	536	536	-0.2%	-0.4%	1.7%	0.0%	1.1%
TOTAL(All CPs.)	592	591	589	597	597	-0.2%	-0.3%	1.4%	0.0%	0.8%
Credit Unions										
ON	21	21	21	21	19	0.0%	0.0%	0.0%	-9.5%	-9.5%
TOTAL	613	612	610	618	616	-0.2%	-0.3%	1.3%	-0.3%	0.5%
TOTAL LOCATIONS										
PROVINCE	2Q06	3Q06	4Q06	1Q07	2Q07	QUARTERLY GROWTH (1)				ANNUAL (2)
						3Q06	4Q06	1Q07	2Q07	2Q06 to 2Q07
Caisses Populaires										
ON- La Fed.	56	56	56	56	57	0.0%	0.0%	0.0%	1.8%	1.8%
MB	28	29	29	29	28	3.6%	0.0%	0.0%	-3.4%	0.0%
NB (r)	85	85	85	85	85	0.0%	0.0%	0.0%	0.0%	0.0%
TOTAL(excl. QB.)	169	170	170	170	170	0.6%	0.0%	0.0%	0.0%	0.6%
QB (4)	1,380	1,380	1,376	1,435	1,431	0.0%	-0.3%	4.3%	-0.3%	3.7%
TOTAL(All CPs.)	1,549	1,550	1,546	1,605	1,601	0.1%	-0.3%	3.8%	-0.2%	3.4%
Credit Unions										
ON	95	96	95	101	98	1.1%	-1.0%	6.3%	-3.0%	3.2%
TOTAL	1,644	1,646	1,641	1,706	1,699	0.1%	-0.3%	4.0%	-0.4%	3.3%
TOTAL MEMBERS										
PROVINCE	2Q06	3Q06	4Q06	1Q07	2Q07	QUARTERLY GROWTH (1)				ANNUAL (2)
						3Q06	4Q06	1Q07	2Q07	2Q06 to 2Q07
Caisses Populaires										
ON- La Fed.(3)	163,392	163,587	163,472	162,634	162,099	0.1%	-0.1%	-0.5%	-0.3%	-0.8%
MB	30,600	31,000	30,774	30,600	30,600	1.3%	-0.7%	-0.6%	0.0%	0.0%
NB (4)	197,216	197,216	197,040	197,040	196,365	0.0%	-0.1%	0.0%	-0.3%	-0.4%
TOTAL(excl. QB.)	391,208	391,803	391,286	390,274	389,064	0.2%	-0.1%	-0.3%	-0.3%	-0.5%
QB	5,198,815	5,218,002	5,218,577	5,377,195	5,200,318	0.4%	0.0%	3.0%	-3.3%	0.0%
TOTAL(All CPs.)	5,590,023	5,609,805	5,609,863	5,767,469	5,589,382	0.4%	0.0%	2.8%	-3.1%	0.0%
Credit Unions										
ON	214,375	215,933	215,054	217,012	211,235	0.7%	-0.4%	0.9%	-2.7%	-1.5%
TOTAL	5,804,398	5,825,738	5,824,917	5,984,481	5,800,617	0.4%	0.0%	2.7%	-3.1%	-0.1%

(1) Quarterly growth rates compare growth rates with that of previous quarter.

(2) Annual growth rates compare 2Q07 with 2Q06

(3) Ontario - Membership includes both non-voting and voting members. Source: DICO

(4) New Brunswick - Membership is estimated.