

SystemResults

National System Review

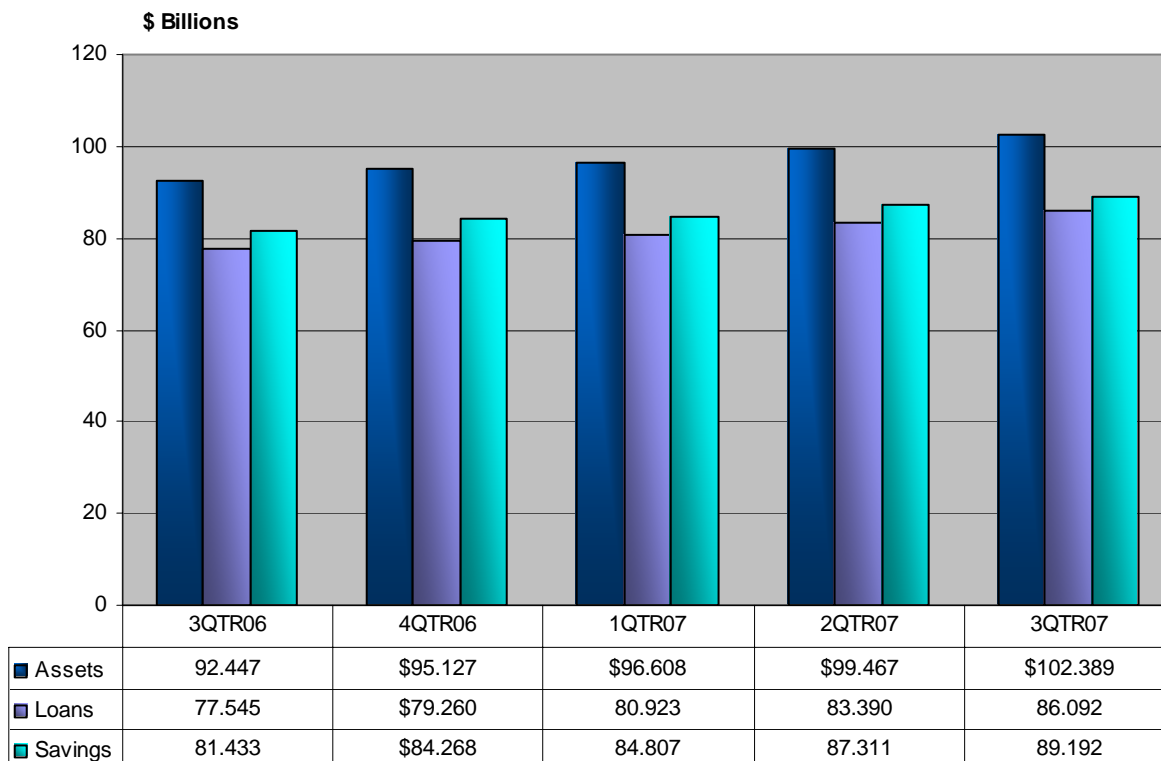
Canadian credit unions continue to perform well. The credit union system continued the momentum established over the last few years reporting significant financial gains during third quarter 2007. In fact, the affiliated system surpassed the \$100 billion milestone in assets at quarter-end.

Combined assets for the system rose 10.8 per cent, year-over-year, to reach \$102.4 billion at third quarter 2007. This is a 45 per cent increase or \$32 billion gain over the last five years.

Deposits/savings growth was consistent with recent past. An annualized growth rate of 9.5 per cent was reported by the system. Deposits/savings increased by almost \$7.8 billion to reach \$89.2 billion at quarter-end.

Demand for loans remained high as total system loans increased by an annualized 11 per cent or \$8.5 billion to reach \$86.1 billion at third quarter. Loans as a percentage of total deposits are currently at 96.5 per cent, compared to 95 per cent twelve months ago and 89 per cent ten years ago.

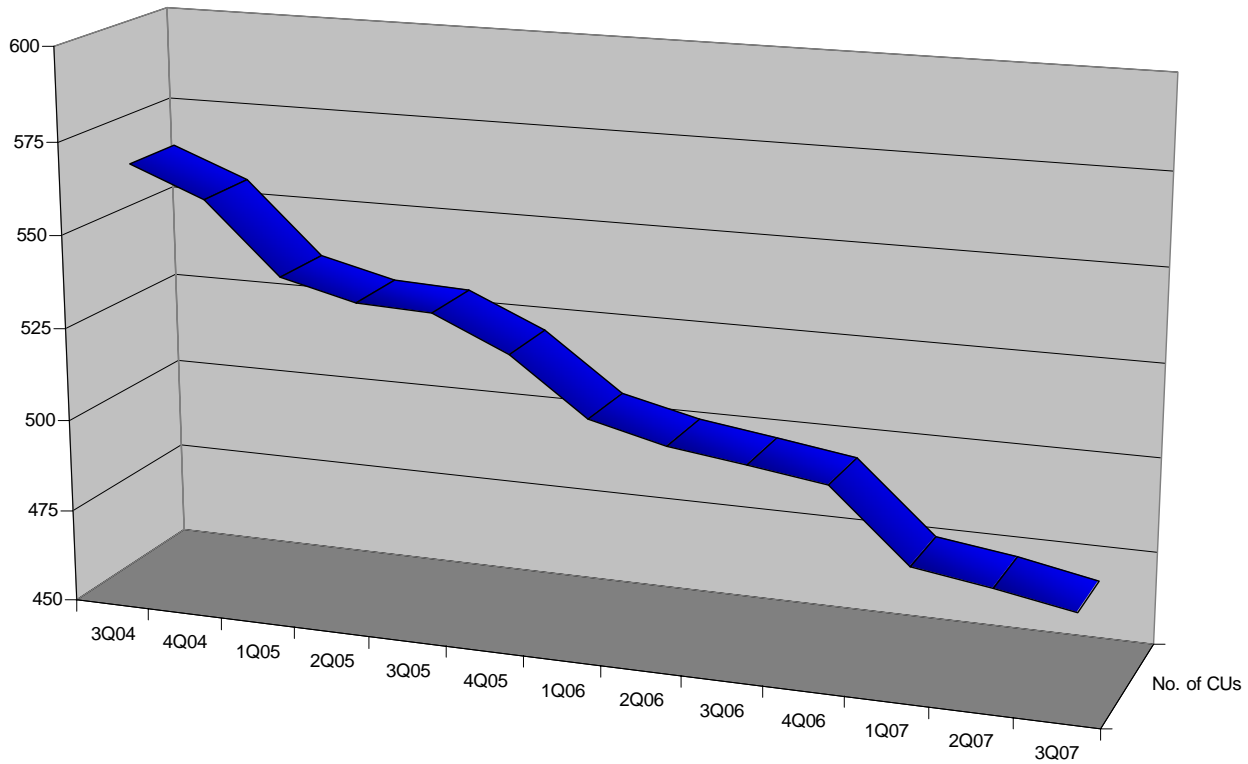
Quarterly Results



■ Assets ■ Loans ■ Savings

Affiliated Credit Unions

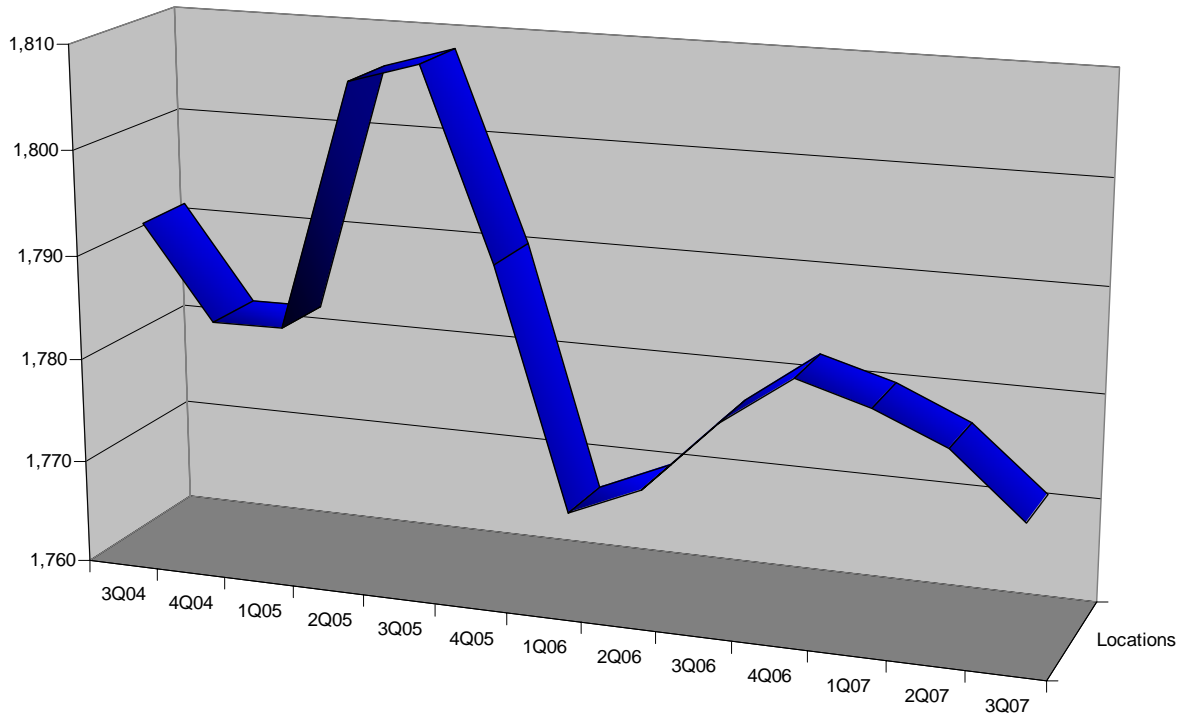
The trend toward consolidation within the system continued in the third quarter, reducing the number of credit unions to 472 at third quarter 2007.



	3Q04	4Q04	1Q05	2Q05	3Q05	4Q05	1Q06	2Q06	3Q06	4Q06	1Q07	2Q07	3Q07
■ No. of CUs	566	558	539	534	533	524	509	504	501	498	479	476	472

Credit Union Locations

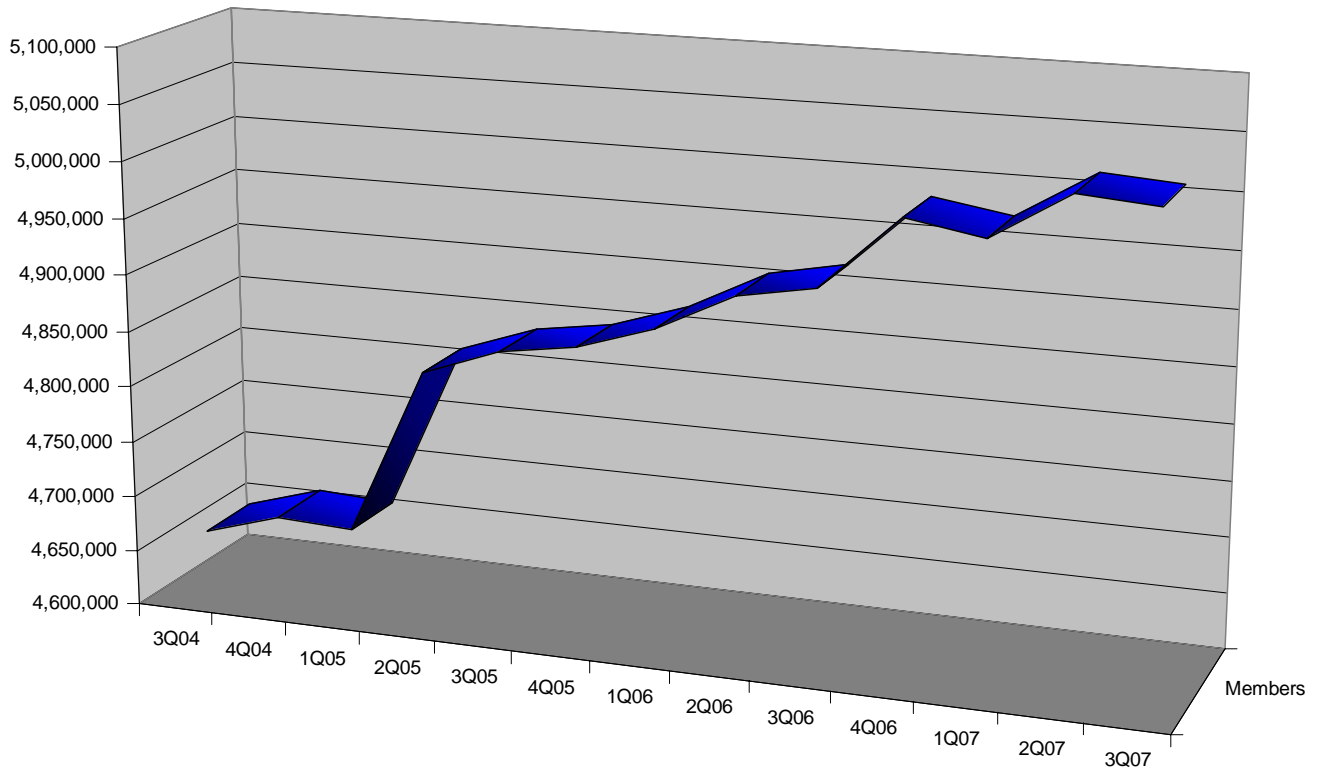
At the end of the third quarter 2007, there were 1,772 locations reported by the Canadian credit union system, a decline of 6 locations since third quarter 2006.



	3Q04	4Q04	1Q05	2Q05	3Q05	4Q05	1Q06	2Q06	3Q06	4Q06	1Q07	2Q07	3Q07
■ Locations	1,792	1,783	1,783	1,807	1,809	1,791	1,768	1,771	1,778	1,783	1,781	1,778	1,772

Member Statistics

Just over 5 million Canadians were members of an affiliated credit union or caisse populaire as of third quarter 2007. (Note: 2Q2005 increase is partly due to an Ontario merger between an affiliated and non-affiliated credit union.)



	3Q04	4Q04	1Q05	2Q05	3Q05	4Q05	1Q06	2Q06	3Q06	4Q06	1Q07	2Q07	3Q07
■ Members	4,652,889	4,672,432	4,669,358	4,819,015	4,844,553	4,855,057	4,877,250	4,912,598	4,925,826	4,990,511	4,978,964	5,021,838	5,016,037

Provincial System Review

Most provinces reported solid financial gains, with some regions continuing to post double-digit growth in each of the three financial categories – assets, savings/deposits and loans. The Alberta credit union system once again led the way with substantial gains in each of these categories for the fourth straight quarter. Credit unions in Manitoba also reported double-digit growth in all three financial categories, while systems in B.C. and Saskatchewan each reported double-digit growth in two of the three main financial categories.

Credit union assets rose 16.9 per cent in Alberta, while the Manitoba system reported a growth rate of 14.7 per cent. Considerable gains were also posted in B.C. (10.6%) and Saskatchewan (10.4%), while solid gains were recorded by credit unions in Ontario (6.8%), Nova Scotia (6.6%) and Newfoundland (5.9%), as well as Ontario caisses (7.6%). P.E.I. credit unions rebounded from negative growth in the previous quarter, to an annualized gain of 3.7 per cent at third quarter. With a large credit union leaving the affiliated system at mid-year, the New Brunswick credit union system saw a sharp decline of 18.7 per cent in asset growth.

Similar results were achieved throughout the country with respect to savings and deposit growth. Savings/deposits at Alberta credit unions jumped by 15.5 per cent over third quarter 2006, followed closely behind by the Manitoba system's gain of 15.2 per cent. Double-digit growth of 11.4 per cent was also reported by credit unions in Saskatchewan. Solid gains were posted by credit unions in B.C. (8.3%), Ontario (6.2%), Nova Scotia (6.2%), Newfoundland (5.2%), as well as by Ontario caisses (5.6%). Once again, credit unions in P.E.I. saw a rebound in deposits, reporting 3.3% annualized growth. The New Brunswick system reported a drop of 30.8 per cent, as a result of the loss of a credit union in the affiliated system.

Almost all provinces posted healthy growth in loans. In addition to the Alberta system's whopping growth of 18.9 per cent, credit unions in B.C. (11.3%) and Manitoba (11.2%) also reported sizeable increases in loans. Credit unions in Saskatchewan (9.9%), Ontario (7.0%), Newfoundland (7.0%), Nova Scotia (6.9%), and P.E.I. (6.3%), as well as Ontario caisses (8.9%), all posted solid gains. New Brunswick credit unions recorded negative growth of 12.9 per cent.

System Results is published quarterly by Credit Union Central of Canada. For editorial or general inquiries please contact:

Sandra Brizland
brizlands@cucentral.com

Credit Union Central of Canada
300 The East Mall, Suite 500, Toronto, ON M9B 6B7
Tel: (416) 232-3420 FAX: (416) 232-9196
www.cucentral.ca

THIRD QUARTER 2007 CREDIT UNION/CAISSE POPULAIRE SYSTEM RESULTS

AFFILIATED CREDIT UNIONS & CAISSES POPULAIRES

(\$millions)						
Province	Total Savings/Deposits	Total Loans	Total Assets	Total Credit Unions	Total Locations	Total Members
Credit Union Central Class						
British Columbia	\$34,986	\$36,352	\$41,682	50	366	1,602,713
Alberta	12,712	12,071	14,235	48	209	652,572
Saskatchewan	9,808	8,403	10,951	75	316	527,173
Manitoba	11,579	10,282	12,643	54	181	546,547
Ontario	16,149	15,551	18,436	157	497	1,255,054
New Brunswick	573	562	705	19	40	78,026
Nova Scotia	1,403	1,140	1,544	33	81	168,504
Prince Edward Island	596	490	649	10	15	63,899
Newfoundland	589	491	628	13	41	45,400
SUBTOTAL	\$88,395	\$85,342	\$101,473	459	1,746	4,939,888

Federation Class

Ontario - L'Alliance	797	750	916	13	26	76,149
TOTAL	\$89,192	\$86,092	\$102,389	472	1,772	5,016,037

NON-AFFILIATED CREDIT UNIONS & CAISSES POPULAIRES

Caisses Populaires

Ontario - La Federation	\$2,535	\$2,496	\$2,944	22	57	161,771
Manitoba	635	549	693	5	29	31,000
New Brunswick (1)	2,071	1,778	2,324	33	85	196,304
TOTAL CPs (excluding Quebec)	\$5,241	\$4,823	\$5,961	60	171	389,075
Quebec	75,231	78,667	93,760	514	1,367	5,229,186
TOTAL (All)	\$80,472	\$83,490	\$99,721	574	1,538	5,618,261

Credit Unions

Ontario	\$3,161	\$2,460	\$3,501	19	98	209,680
TOTAL	\$83,633	\$85,950	\$103,222	593	1,636	5,827,941

COMBINED CANADIAN CREDIT UNION & CAISSE POPULAIRE SYSTEM RESULTS

TOTAL	\$172,825	\$172,042	\$205,611	1,065	3,408	10,843,978
--------------	------------------	------------------	------------------	--------------	--------------	-------------------

(1) New Brunswick Caisses - Data does not include newly affiliated caisse populaire.

Above figures do not include affiliated companies of the credit union system, such as Concentra Financial Inc., The CUMIS Group Ltd., The Co-operators Credit Financial Inc., and the ETHICAL Funds Company.

AFFILIATED CREDIT UNION / CAISSE POPULAIRE SYSTEM RESULTS

As of Third Quarter 2007

(\$Millions)

Annual Growth Rate	3QTR06	3QTR07	Growth over Third Quarter 2006
Assets	\$92,447	\$102,389	10.8%
Savings/Deposits	\$81,433	\$89,192	9.5%
Loans (Gross)	\$77,545	\$86,092	11.0%
Number of Credit Unions	501	472	-5.8%
Number of Credit Union Locations	1,778	1,772	-0.3%
Membership	4,925,826	5,016,037	1.8%
Quarterly Growth Rate	2QTR07	3QTR07	Growth over Second Quarter 2007
Assets	\$99,467	\$102,389	2.9%
Savings/Deposits	\$87,311	\$89,192	2.2%
Loans (Gross)	\$83,390	\$86,092	3.2%
Number of Credit Unions	476	472	-0.8%
Number of Credit Union Locations	1,778	1,772	-0.3%
Membership	5,021,838	5,016,037	-0.1%

19-Nov-07

AFFILIATED CREDIT UNION & CAISSE POPULAIRE SYSTEM RESULTS

QUARTERLY GROWTH

As of Third Quarter 2007 (\$ Millions)

SAVINGS										
PROVINCE	3Q06	4Q06	1Q07	2Q07	3Q07	QUARTERLY GROWTH (2)				ANNUAL (3) 3Q06 to 3Q07
						4Q06	1Q07	2Q07	3Q07	
Credit Union Central Class										
BC (1)	\$32,314	\$33,750	\$33,321	\$34,341	\$34,986	4.4%	-1.3%	3.1%	1.9%	8.3%
AB	11,007	11,576	11,718	12,251	12,712	5.2%	1.2%	4.5%	3.8%	15.5%
SK	8,806	8,972	9,337	9,570	9,808	1.9%	4.1%	2.5%	2.5%	11.4%
MB	10,054	10,544	10,831	11,243	11,579	4.9%	2.7%	3.8%	3.0%	15.2%
ON(CUCO affil.)	15,211	15,410	15,560	15,829	16,149	1.3%	1.0%	1.7%	2.0%	6.2%
NB	828	786	806	759	573	-5.1%	2.5%	-5.8%	-24.5%	-30.8%
NS	1,321	1,332	1,342	1,387	1,403	0.8%	0.8%	3.4%	1.2%	6.2%
PEI	577	575	568	566	596	-0.3%	-1.2%	-0.4%	5.3%	3.3%
NFLD	560	561	539	580	589	0.2%	-3.9%	7.6%	1.6%	5.2%
SUBTOTAL	\$80,678	\$83,506	\$84,022	\$86,526	\$88,395	3.5%	0.6%	3.0%	2.2%	9.6%
Federation Class										
ON(L'Alliance)	755	762	785	785	797	0.9%	3.0%	0.0%	1.5%	5.6%
TOTAL	\$81,433	\$84,268	\$84,807	\$87,311	\$89,192	3.5%	0.6%	3.0%	2.2%	9.5%
LOANS										
PROVINCE	3Q06	4Q06	1Q07	2Q07	3Q07	QUARTERLY GROWTH (2)				ANNUAL (3) 3Q06 to 3Q07
						4Q06	1Q07	2Q07	3Q07	
Credit Union Central Class										
BC (1)	\$32,650	\$33,283	\$34,083	\$35,121	\$36,352	1.9%	2.4%	3.0%	3.5%	11.3%
AB	10,156	10,627	10,921	11,396	12,071	4.6%	2.8%	4.3%	5.9%	18.9%
SK	7,646	7,719	7,819	8,114	8,403	1.0%	1.3%	3.8%	3.6%	9.9%
MB	9,244	9,476	9,649	9,889	10,282	2.5%	1.8%	2.5%	4.0%	11.2%
ON(CUCO affil.)	14,529	14,773	15,030	15,385	15,551	1.7%	1.7%	2.4%	1.1%	7.0%
NB	645	667	675	670	562	3.4%	1.2%	-0.7%	-16.1%	-12.9%
NS	1,066	1,086	1,096	1,113	1,140	1.9%	0.9%	1.6%	2.4%	6.9%
PEI	461	473	481	491	490	2.6%	1.7%	2.1%	-0.2%	6.3%
NFLD	459	462	469	475	491	0.7%	1.5%	1.3%	3.4%	7.0%
SUBTOTAL	\$76,856	\$78,566	\$80,223	\$82,654	\$85,342	2.2%	2.1%	3.0%	3.3%	11.0%
Federation Class										
ON(L'Alliance)	689	694	700	736	750	0.7%	0.9%	5.1%	1.9%	8.9%
TOTAL	\$77,545	\$79,260	\$80,923	\$83,390	\$86,092	2.2%	2.1%	3.0%	3.2%	11.0%
ASSETS										
PROVINCE	3Q06	4Q06	1Q07	2Q07	3Q07	QUARTERLY GROWTH (2)				ANNUAL (3) 3Q06 to 3Q07
						4Q06	1Q07	2Q07	3Q07	
Credit Union Central Class										
BC (1)	\$37,690	\$38,909	\$39,285	\$40,361	\$41,682	3.2%	1.0%	2.7%	3.3%	10.6%
AB	12,173	12,774	12,948	13,535	14,235	4.9%	1.4%	4.5%	5.2%	16.9%
SK	9,918	10,081	10,393	10,648	10,951	1.6%	3.1%	2.5%	2.8%	10.4%
MB	11,025	11,467	11,715	12,200	12,643	4.0%	2.2%	4.1%	3.6%	14.7%
ON(CUCO affil.)	17,255	17,492	17,838	18,206	18,436	1.4%	2.0%	2.1%	1.3%	6.8%
NB	867	853	855	868	705	-1.6%	0.2%	1.5%	-18.8%	-18.7%
NS	1,449	1,469	1,478	1,522	1,544	1.4%	0.6%	3.0%	1.4%	6.6%
PEI	626	628	623	619	649	0.3%	-0.8%	-0.6%	4.8%	3.7%
NFLD	593	597	592	617	628	0.7%	-0.8%	4.2%	1.8%	5.9%
SUBTOTAL	\$91,596	\$94,270	\$95,727	\$98,576	\$101,473	2.9%	1.5%	3.0%	2.9%	10.8%
Federation Class										
ON(L'Alliance)	851	857	881	891	916	0.7%	2.8%	1.1%	2.8%	7.6%
TOTAL	\$92,447	\$95,127	\$96,608	\$99,467	\$102,389	2.9%	1.6%	3.0%	2.9%	10.8%

(1) B.C. - To be consistent with the first, second and third quarter data source, fourth quarter results reported here are from the same data source - CUCBC. These results will not match data reported by the B.C. Stabilization Fund for the Annual Credit Union / Caisse Populaire Information Survey, (where no adjustments are made for six credit unions with Sept. 30th year-ends in their financial statements.)

15-Nov-07

(2) Quarterly growth rates compare growth rates with that of previous quarter.

(3) Annual growth rates compare 3Q07 with 3Q06.

AFFILIATED CREDIT UNION & CAISSE POPULAIRE SYSTEM RESULTS

QUARTERLY GROWTH

As of Third Quarter 2007

TOTAL CREDIT UNIONS / CAISSES POPULAIRES										
PROVINCE	3Q06	4Q06	1Q07	2Q07	3Q07	QUARTERLY GROWTH (4)				ANNUAL (5) 3Q06 to 3Q07
						4Q06	1Q07	2Q07	3Q07	
Credit Union Central Class										
BC	51	51	51	50	50	0.0%	0.0%	-2.0%	0.0%	-2.0%
AB	52	52	48	48	48	0.0%	-7.7%	0.0%	0.0%	-7.7%
SK (r)	87	87	75	75	75	0.0%	-13.8%	0.0%	0.0%	-13.8%
MB	57	55	55	55	54	-3.5%	0.0%	0.0%	-1.8%	-5.3%
ON(CUCO affil.) (r)	164	163	161	158	157	-0.6%	-1.2%	-1.9%	-0.6%	-4.3%
NB	20	20	19	20	19	0.0%	-5.0%	5.3%	-5.0%	-5.0%
NS	34	34	34	34	33	0.0%	0.0%	0.0%	-2.9%	-2.9%
PEI	10	10	10	10	10	0.0%	0.0%	0.0%	0.0%	0.0%
NFLD	13	13	13	13	13	0.0%	0.0%	0.0%	0.0%	0.0%
SUBTOTAL	488	485	466	463	459	-0.6%	-3.9%	-0.6%	-0.9%	-5.9%
Federation Class										
ON(L'Alliance)	13	13	13	13	13	0.0%	0.0%	0.0%	0.0%	0.0%
TOTAL	501	498	479	476	472	-0.6%	-3.8%	-0.6%	-0.8%	-5.8%
TOTAL LOCATIONS										
PROVINCE	3Q06	4Q06	1Q07	2Q07	3Q07	QUARTERLY GROWTH (4)				ANNUAL (5) 3Q06 to 3Q07
						4Q06	1Q07	2Q07	3Q07	
Credit Union Central Class										
BC	358	360	361	364	366	0.6%	0.3%	0.8%	0.5%	2.2%
AB	210	209	211	211	209	-0.5%	1.0%	0.0%	-0.9%	-0.5%
SK (r)	320	320	318	316	316	0.0%	-0.6%	-0.6%	0.0%	-1.3%
MB	179	180	181	181	181	0.6%	0.6%	0.0%	0.0%	1.1%
ON(CUCO affil.)	506	510	507	502	497	0.8%	-0.6%	-1.0%	-1.0%	-1.8%
NB	41	41	41	41	40	0.0%	0.0%	0.0%	-2.4%	-2.4%
NS	81	81	81	81	81	0.0%	0.0%	0.0%	0.0%	0.0%
PEI	15	15	15	15	15	0.0%	0.0%	0.0%	0.0%	0.0%
NFLD	42	41	40	41	41	-2.4%	-2.4%	2.5%	0.0%	-2.4%
SUBTOTAL	1,752	1,757	1,755	1,752	1,746	0.3%	-0.1%	-0.2%	-0.3%	-0.3%
Federation Class										
ON(L'Alliance)	26	26	26	26	26	0.0%	0.0%	0.0%	0.0%	0.0%
TOTAL	1,778	1,783	1,781	1,778	1,772	0.3%	-0.1%	-0.2%	-0.3%	-0.3%
TOTAL MEMBERS										
PROVINCE	3Q06	4Q06	1Q07	2Q07	3Q07	QUARTERLY GROWTH (4)				ANNUAL (5) 3Q06 to 3Q07
						4Q06	1Q07	2Q07	3Q07	
Credit Union Central Class										
BC	1,558,500	1,616,286	1,589,193	1,604,039	1,602,713	3.7%	-1.7%	0.9%	-0.1%	2.8%
AB	602,572	607,499	639,145	644,584	652,572	0.8%	5.2%	0.9%	1.2%	8.3%
SK (1)	524,063	523,364	522,929	525,180	527,173	-0.1%	-0.1%	0.4%	0.4%	0.6%
MB	534,750	537,707	541,788	546,547	546,547	0.6%	0.8%	0.9%	0.0%	2.2%
ON(CUCO affil.) (2)	1,238,372	1,245,120	1,243,874	1,251,045	1,255,054	0.5%	-0.1%	0.6%	0.3%	1.3%
NB (3)	115,094	113,510	98,362	96,715	78,026	-1.4%	-13.3%	-1.7%	-19.3%	-32.2%
NS	170,046	168,965	168,254	168,763	168,504	-0.6%	-0.4%	0.3%	-0.2%	-0.9%
PEI	64,042	64,018	64,232	64,018	63,899	0.0%	0.3%	-0.3%	-0.2%	-0.2%
NFLD	44,330	43,437	44,720	45,050	45,400	-2.0%	3.0%	0.7%	0.8%	2.4%
SUBTOTAL	4,851,769	4,919,906	4,912,497	4,945,941	4,939,888	1.4%	-0.2%	0.7%	-0.1%	1.8%
Federation Class										
ON(L'Alliance)	74,057	70,605	66,467	75,897	76,149	-4.7%	-5.9%	14.2%	0.3%	2.8%
TOTAL	4,925,826	4,990,511	4,978,964	5,021,838	5,016,037	1.3%	-0.2%	0.9%	-0.1%	1.8%

(1) Saskatchewan - Decline in membership is due to a number of credit unions removing "closed accounts" from their banking system.

(2) Ontario - Membership includes both non-voting and voting members. Source: DICO

(3) New Brunswick - Membership is estimated

(4) Quarterly growth rates compare growth rates with that of previous quarter.

(5) Annual growth rates compare 3Q07 with 3Q06

15-Nov-07

NON-AFFILIATED CREDIT UNION & CAISSE POPULAIRE SYSTEM RESULTS

QUARTERLY GROWTH

As of Third Quarter 2007

(\$ Millions)

SAVINGS										
PROVINCE	3Q06	4Q06	1Q07	2Q07	3Q07	QUARTERLY GROWTH (1)				ANNUAL (2) 3Q06 to 3Q07
						4Q06	1Q07	2Q07	3Q07	
Caisses Populaires										
ON- La Fed.	\$2,382	\$2,412	\$2,445	\$2,486	\$2,535	1.3%	1.4%	1.7%	2.0%	6.4%
MB	592	597	605	625	635	0.8%	1.3%	3.3%	1.6%	7.3%
NB (3)	1,946	1,951	1,999	2,034	2,071	0.3%	2.5%	1.8%	1.8%	6.4%
TOTAL(excl. QB.)	\$4,920	\$4,960	\$5,049	\$5,145	\$5,241	0.8%	1.8%	1.9%	1.9%	6.5%
QB	70,128	70,821	72,142	74,966	75,231	1.0%	1.9%	3.9%	0.4%	7.3%
TOTAL(All CPs.)	\$75,048	\$75,781	\$77,191	\$80,111	\$80,472	1.0%	1.9%	3.8%	0.5%	7.2%
Credit Unions										
ON (1)	3,255	3,271	3,258	3,167	3,161	0.5%	-0.4%	-2.8%	-0.2%	-2.9%
TOTAL	\$78,303	\$79,052	\$80,449	\$83,278	\$83,633	1.0%	1.8%	3.5%	0.4%	6.8%

LOANS										
PROVINCE	3Q06	4Q06	1Q07	2Q07	3Q07	QUARTERLY GROWTH (1)				ANNUAL (2) 3Q06 to 3Q07
						4Q06	1Q07	2Q07	3Q07	
Caisses Populaires										
ON- La Fed.	\$2,290	\$2,348	\$2,371	\$2,455	\$2,496	2.5%	1.0%	3.5%	1.7%	9.0%
MB	540	545	531	539	549	0.9%	-2.6%	1.5%	1.9%	1.7%
NB (3)	1,749	1,743	1,738	1,750	1,778	-0.3%	-0.3%	0.7%	1.6%	1.7%
TOTAL(excl. QB.)	\$4,579	\$4,636	\$4,640	\$4,744	\$4,823	1.2%	0.1%	2.2%	1.7%	5.3%
QB	74,008	74,634	75,444	77,162	78,667	0.8%	1.1%	2.3%	2.0%	6.3%
TOTAL(All CPs.)	\$78,587	\$79,270	\$80,084	\$81,906	\$83,490	0.9%	1.0%	2.3%	1.9%	6.2%
Credit Unions										
ON (1)	2,190	2,244	2,354	2,446	2,460	2.5%	4.9%	3.9%	0.6%	12.3%
TOTAL	\$80,777	\$81,514	\$82,438	\$84,352	\$85,950	0.9%	1.1%	2.3%	1.9%	6.4%

ASSETS										
PROVINCE	3Q06	4Q06	1Q07	2Q07	3Q07	QUARTERLY GROWTH (1)				ANNUAL (2) 3Q06 to 3Q07
						4Q06	1Q07	2Q07	3Q07	
Caisses Populaires										
ON- La Fed.	\$2,770	\$2,781	\$2,845	\$2,908	\$2,944	0.4%	2.3%	2.2%	1.2%	6.3%
MB	648	653	659	680	693	0.8%	0.9%	3.2%	1.9%	6.9%
NB (3)	2,206	2,201	2,236	2,279	2,324	-0.2%	1.6%	1.9%	2.0%	5.3%
TOTAL(excl. QB.)	\$5,624	\$5,635	\$5,740	\$5,867	\$5,961	0.2%	1.9%	2.2%	1.6%	6.0%
QB	88,228	89,395	89,995	91,914	93,760	1.3%	0.7%	2.1%	2.0%	6.3%
TOTAL(All CPs.)	\$93,852	\$95,030	\$95,735	\$97,781	\$99,721	1.3%	0.7%	2.1%	2.0%	6.3%
Credit Unions										
ON	3,585	3,599	3,605	3,509	3,501	0.4%	0.2%	-2.7%	-0.2%	-2.3%
TOTAL	\$97,437	\$98,629	\$99,340	\$101,290	\$103,222	1.2%	0.7%	2.0%	1.9%	5.9%

(1) Quarterly growth rates compare growth rates with that of previous quarter.

(2) Annual growth rates compare 3Q07 with 3Q06

(3) New Brunswick - 3Q07 data does not include newly affiliated caisse populaire.

15-Nov-07



NON-AFFILIATED CREDIT UNION & CAISSE POPULAIRE SYSTEM RESULTS

QUARTERLY GROWTH

As of Third Quarter 2007

TOTAL CAISSES POPULAIRES										
PROVINCE	3Q06	4Q06	1Q07	2Q07	3Q07	QUARTERLY GROWTH (1)				ANNUAL (2)
						4Q06	1Q07	2Q07	3Q07	3Q06 to 3Q07
Caisses Populaires										
ON- La Fed.	22	22	22	22	22	0.0%	0.0%	0.0%	0.0%	0.0%
MB	7	7	6	6	5	0.0%	-14.3%	0.0%	-16.7%	-28.6%
NB(4)	33	33	33	33	33	0.0%	0.0%	0.0%	0.0%	0.0%
TOTAL(excl. QB.)	62	62	61	61	60	0.0%	-1.6%	0.0%	-1.6%	-3.2%
QB	529	527	514	514	514	-0.4%	-2.5%	0.0%	0.0%	-2.8%
TOTAL(All CPs.)	591	589	575	575	574	-0.3%	-2.4%	0.0%	-0.2%	-2.9%
Credit Unions										
ON	21	21	21	19	19	0.0%	0.0%	-9.5%	0.0%	-9.5%
TOTAL	612	610	596	594	593	-0.3%	-2.3%	-0.3%	-0.2%	-3.1%

TOTAL LOCATIONS										
PROVINCE	3Q06	4Q06	1Q07	2Q07	3Q07	QUARTERLY GROWTH (1)				ANNUAL (2)
						4Q06	1Q07	2Q07	3Q07	3Q06 to 3Q07
Caisses Populaires										
ON- La Fed.	56	56	56	57	57	0.0%	0.0%	1.8%	0.0%	1.8%
MB	29	29	29	28	29	0.0%	0.0%	-3.4%	3.6%	0.0%
NB (4)	85	85	85	85	85	0.0%	0.0%	0.0%	0.0%	0.0%
TOTAL(excl. QB.)	170	170	170	170	171	0.0%	0.0%	0.0%	0.6%	0.6%
QB	1,380	1,376	1,379	1,374	1,367	-0.3%	0.2%	-0.4%	-0.5%	-0.9%
TOTAL(All CPs.)	1,550	1,546	1,549	1,544	1,538	-0.3%	0.2%	-0.3%	-0.4%	-0.8%
Credit Unions										
ON	96	95	101	98	98	-1.0%	6.3%	-3.0%	0.0%	2.1%
TOTAL	1,646	1,641	1,650	1,642	1,636	-0.3%	0.5%	-0.5%	-0.4%	-0.6%

TOTAL MEMBERS										
PROVINCE	3Q06	4Q06	1Q07	2Q07	3Q07	QUARTERLY GROWTH (1)				ANNUAL (2)
						4Q06	1Q07	2Q07	3Q07	3Q06 to 3Q07
Caisses Populaires										
ON- La Fed.(3)	163,587	163,472	162,634	162,099	161,771	-0.1%	-0.5%	-0.3%	-0.2%	-1.1%
MB	31,000	30,774	30,600	30,600	31,000	-0.7%	-0.6%	0.0%	1.3%	0.0%
NB (4)	197,216	197,040	197,040	196,365	196,304	-0.1%	0.0%	-0.3%	0.0%	-0.5%
TOTAL(excl. QB.)	391,803	391,286	390,274	389,064	389,075	-0.1%	-0.3%	-0.3%	0.0%	-0.7%
QB	5,218,002	5,218,577	5,214,561	5,200,318	5,229,186	0.0%	-0.1%	-0.3%	0.6%	0.2%
TOTAL(All CPs.)	5,609,805	5,609,863	5,604,835	5,589,382	5,618,261	0.0%	-0.1%	-0.3%	0.5%	0.2%
Credit Unions										
ON	215,933	215,054	217,012	211,235	209,680	-0.4%	0.9%	-2.7%	-0.7%	-2.9%
TOTAL	5,825,738	5,824,917	5,821,847	5,800,617	5,827,941	0.0%	-0.1%	-0.4%	0.5%	0.0%

(1) Quarterly growth rates compare growth rates with that of previous quarter.

(2) Annual growth rates compare 3Q07 with 3Q06

(3) Ontario - Membership includes both non-voting and voting members. Source: DICO

(4) New Brunswick - 3Q07 data does not include newly affiliated caisse populaire.

