

National System Review

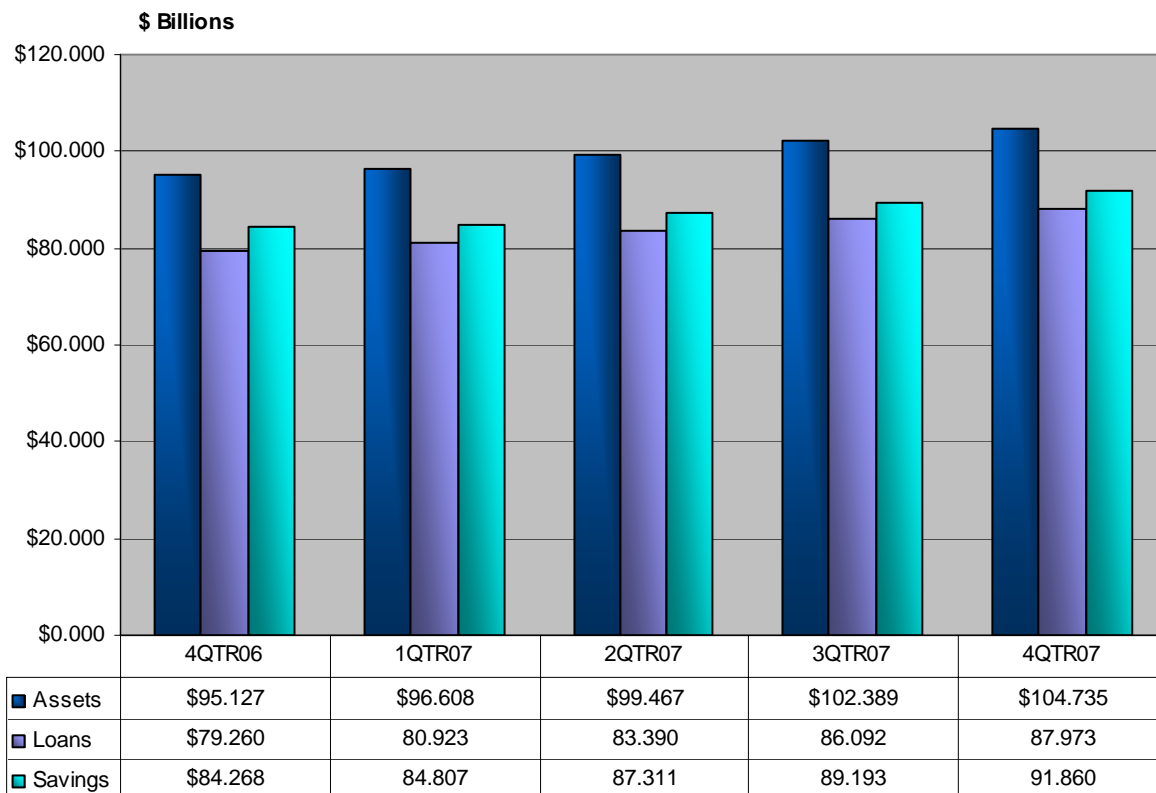
Canadian credit unions ended the year with solid growth and a strong balance sheet. The financial growth achieved during the last few years was maintained throughout 2007.

Affiliated credit unions / caisses populaires across Canada reported system assets of almost \$104.7 billion, representing an increase of \$9.61 billion or 10.1 per cent over the last twelve months. This is a 47 per cent increase or \$32.6 billion gain over the last five years.

Deposits/savings growth was consistent with recent past. Canadians had almost \$91.9 billion on deposit with credit unions at the end of 2007, up 9 per cent or \$7.6 billion from the previous year.

Strong gains in loans continued to be recorded. Total loans were reported at almost \$88 billion, representing an 11 per cent growth rate over 2006. Loans as a percentage of total deposits are currently at 95.8 per cent, compared to 94 per cent twelve months ago and 87 per cent ten years ago.

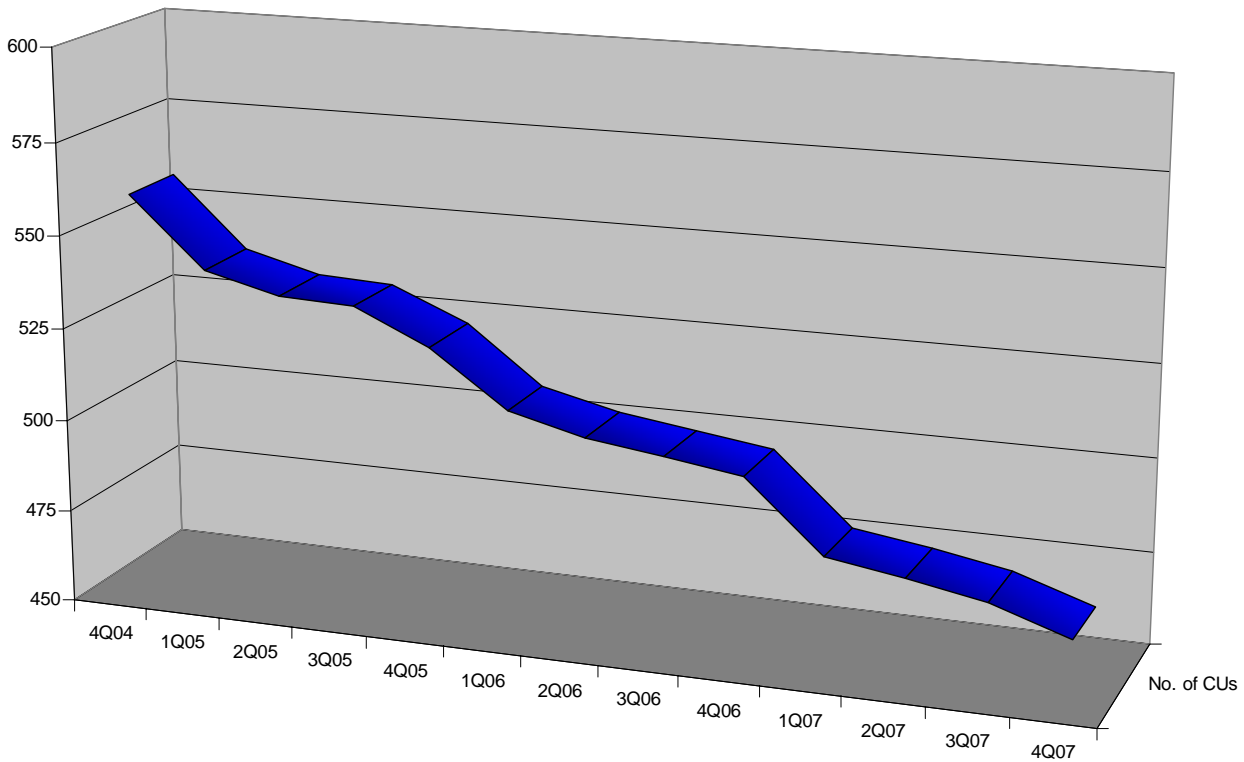
Quarterly Results



■ Assets ■ Loans ■ Savings

Affiliated Credit Unions

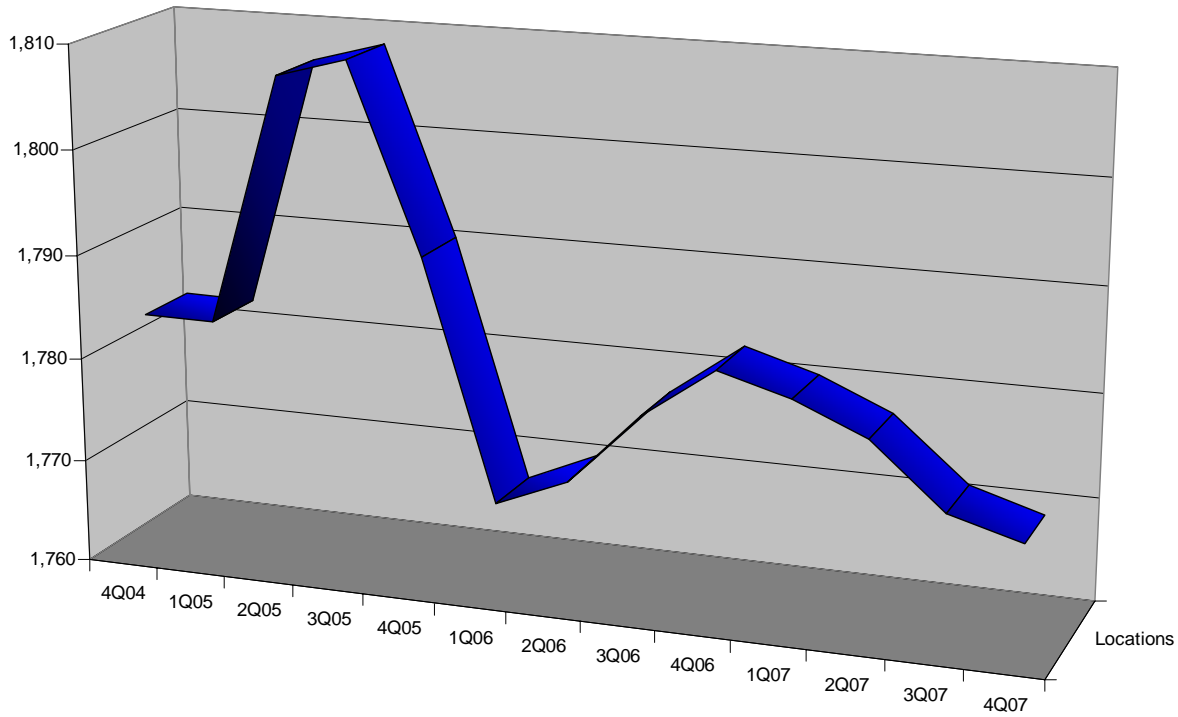
The trend toward consolidation within the system continued in the fourth quarter, reducing the number of credit unions to 465 at fourth quarter 2007.



	4Q04	1Q05	2Q05	3Q05	4Q05	1Q06	2Q06	3Q06	4Q06	1Q07	2Q07	3Q07	4Q07
■ No. of CUs	558	539	534	533	524	509	504	501	498	479	476	472	465

Credit Union Locations

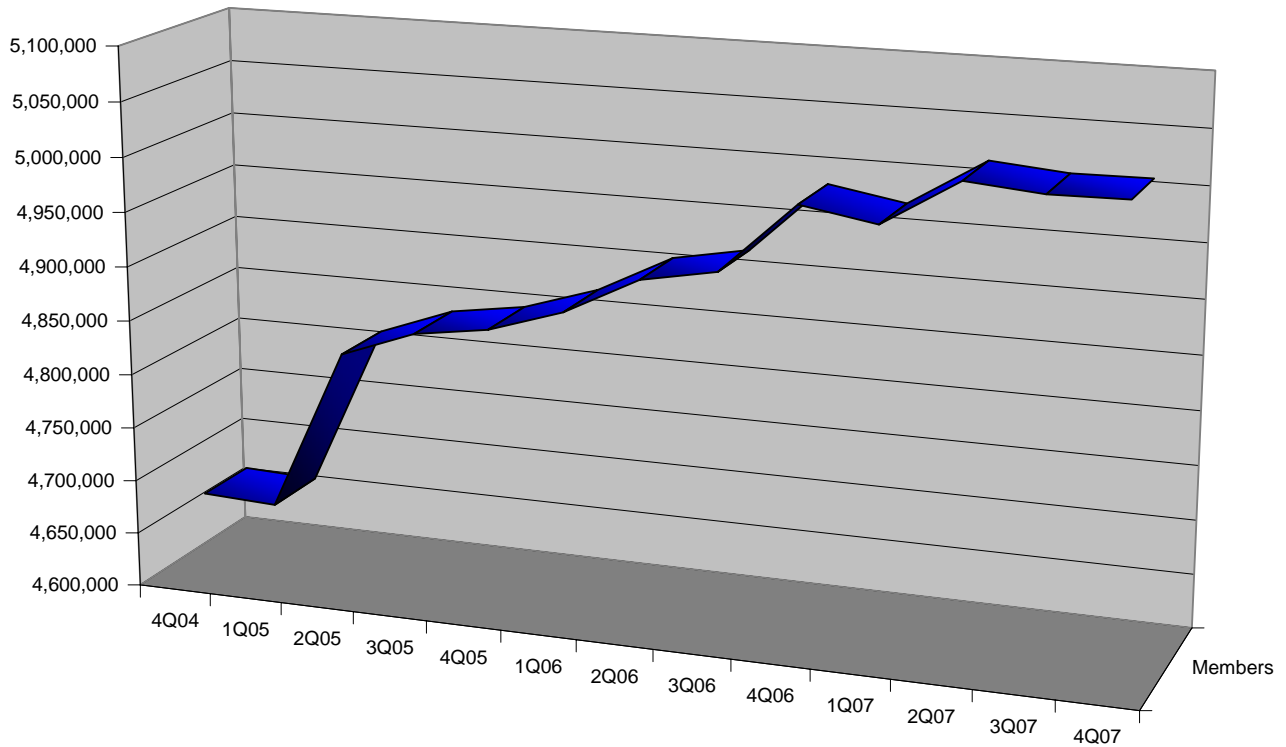
At the end of the fourth quarter 2007, there were 1,770 locations reported by the Canadian credit union system, a decline of 13 locations since fourth quarter 2006.



	4Q04	1Q05	2Q05	3Q05	4Q05	1Q06	2Q06	3Q06	4Q06	1Q07	2Q07	3Q07	4Q07
■ Locations	1,783	1,783	1,807	1,809	1,791	1,768	1,771	1,778	1,783	1,781	1,778	1,772	1,770

Member Statistics

Over 5 million Canadians were members of an affiliated credit union or caisse populaire as of fourth quarter 2007.
 (Note: 2Q2005 increase is partly due to an Ontario merger between an affiliated and non-affiliated credit union.)



	4Q04	1Q05	2Q05	3Q05	4Q05	1Q06	2Q06	3Q06	4Q06	1Q07	2Q07	3Q07	4Q07
■ Members	4,672,432	4,669,358	4,819,015	4,844,553	4,855,057	4,877,250	4,912,598	4,925,826	4,990,511	4,978,964	5,021,838	5,016,037	5,016,926

Provincial System Review

Most provinces reported solid financial gains, with some regions continuing to post double-digit growth in each of the three financial categories – assets, savings/deposits and loans. The Alberta credit union system once again led the way with substantial gains in each of these categories for the fifth straight quarter. Credit unions in Saskatchewan and Manitoba also reported double-digit growth in all three financial categories, while BC credit unions reported double-digit growth in two of the three main financial categories.

Credit union assets rose 15.8 per cent in Alberta, while the Manitoba and Saskatchewan systems reported growth rates of 12.5 per cent and 11.6 per cent, respectively. Solid gains were also posted by credit unions in B.C. (9.5%), Ontario (7.0%), Newfoundland (5.9%), Nova Scotia (5.6%) and P.E.I. (4.6%), as well as Ontario caisses (8.1%). With a large credit union leaving the affiliated system at mid-year, the New Brunswick credit union system saw a sharp decline of 15.4 per cent in annualized asset growth.

Similar results were achieved throughout the country with respect to savings and deposit growth. Savings/deposits at Alberta credit unions increased by 12.9 per cent over fourth quarter 2006. Comparable gains were recorded in Saskatchewan and Manitoba (12.5% and 12.6%, respectively). Solid growth was posted by credit unions in B.C. (7.8%), Ontario (7.0%) and Nova Scotia (5.3%), as well as by Ontario caisses (4.6%). Moderate gains were reported by credit unions in P.E.I. and Newfoundland (4.2% and 3.9%, respectively). The New Brunswick system reported a drop of 26.8 per cent, as a result of the loss of a credit union in the affiliated system.

Almost all provinces posted healthy growth in loans. In addition to the Alberta system's jump in growth of 19 per cent, credit unions in Manitoba (12.3%), B.C. (10.9%) and Saskatchewan (10.6%) also reported sizeable increases. Credit unions in Newfoundland (9.3%), Ontario (6.8%), Nova Scotia (5.1%), and P.E.I. (4.7%), as well as Ontario caisses (9.2%), all posted solid gains. New Brunswick credit unions recorded negative growth of 14.1 per cent.

System Results is published quarterly by Credit Union Central of Canada. For editorial or general inquiries please contact:

Sandra Brizland
brizlands@cucentral.com

Credit Union Central of Canada
300 The East Mall, Suite 500, Toronto, ON M9B 6B7
Tel: (416) 232-3420 FAX: (416) 232-9196
www.cucentral.ca

© Credit Union Central of Canada, 2008. All Rights Reserved.
®HANDS & GLOBE design is a registered certification mark owned by World Council of Credit Unions, used under license.

AFFILIATED CREDIT UNION / CAISSE POPULAIRE SYSTEM RESULTS
As of Fourth Quarter 2007

(\$Millions)

Annual Growth Rate	4QTR06	4QTR07	Growth over Fourth Quarter 2006
Assets	\$95,127	\$104,735	10.1%
Savings/Deposits	\$84,268	\$91,860	9.0%
Loans (Gross)	\$79,260	\$87,973	11.0%
Number of Credit Unions	498	465	-6.6%
Number of Credit Union Locations	1,783	1,770	-0.7%
Membership	4,990,511	5,016,926	0.5%
Quarterly Growth Rate	3QTR07	4QTR07	Growth over Third Quarter 2007
Assets	\$102,389	\$104,735	2.3%
Savings/Deposits	\$89,193	\$91,860	3.0%
Loans (Gross)	\$86,092	\$87,973	2.2%
Number of Credit Unions	472	465	-1.5%
Number of Credit Union Locations	1,772	1,770	-0.1%
Membership	5,016,037	5,016,926	0.0%

FOURTH QUARTER 2007 CREDIT UNION/CAISSE POPULAIRE SYSTEM RESULTS

AFFILIATED CREDIT UNIONS & CAISSES POPULAIRES

(\$millions)						
Province	Total Savings/Deposits	Total Loans	Total Assets	Total Credit Unions	Total Locations	Total Members
Credit Union Central Class						
British Columbia	\$36,385	\$36,897	\$42,590	49	368	1,629,435
Alberta	13,071	12,651	14,787	48	211	643,702
Saskatchewan	10,091	8,539	11,248	75	314	524,840
Manitoba	11,875	10,642	12,903	52	180	558,393
Ontario	16,481	15,772	18,719	154	495	1,232,694
New Brunswick	575	573	722	18	39	73,006
Nova Scotia	1,403	1,141	1,551	33	82	168,750
Prince Edward Island	599	495	657	10	15	63,942
Newfoundland	583	505	632	13	40	45,744
SUBTOTAL	\$91,063	\$87,215	\$103,809	452	1,744	4,940,506

Federation Class

Ontario - L'Alliance	797	758	926	13	26	76,420
TOTAL	\$91,860	\$87,973	\$104,735	465	1,770	5,016,926

NON-AFFILIATED CREDIT UNIONS & CAISSES POPULAIRES

Caisses Populaires

Ontario - La Federation	\$2,574	\$2,522	\$2,970	22	60	159,875
Manitoba	635	559	693	5	28	31,000
New Brunswick	2,244	1,879	2,521	34	86	211,888
TOTAL CPs (excluding Quebec)	\$5,453	\$4,960	\$6,184	61	174	402,763
Quebec	77,033	79,366	94,691	514	1,363	5,215,023
TOTAL (All)	\$82,486	\$84,326	\$100,875	575	1,537	5,617,786

Credit Unions

Ontario	\$3,241	\$2,520	\$3,580	19	97	211,800
TOTAL	\$85,727	\$86,846	\$104,455	594	1,634	5,829,586

COMBINED CANADIAN CREDIT UNION & CAISSE POPULAIRE SYSTEM RESULTS

TOTAL	\$177,587	\$174,819	\$209,190	1,059	3,404	10,846,512
--------------	------------------	------------------	------------------	--------------	--------------	-------------------

Above figures do not include affiliated companies of the credit union system, such as Concentra Financial Inc., The CUMIS Group Ltd., The Co-operators Credit Financial Inc., and the ETHICAL Funds Company.

AFFILIATED CREDIT UNION & CAISSE POPULAIRE SYSTEM RESULTS

QUARTERLY GROWTH

As of Fourth Quarter 2007 (\$ Millions)

SAVINGS										
PROVINCE	4Q06	1Q07	2Q07	3Q07	4Q07	QUARTERLY GROWTH (2)				ANNUAL (3) 4Q06 to 4Q07
						1Q07	2Q07	3Q07	4Q07	
Credit Union Central Class										
BC (1)	\$33,750	\$33,321	\$34,341	\$34,986	\$36,385	-1.3%	3.1%	1.9%	4.0%	7.8%
AB	11,576	11,718	12,251	12,712	13,071	1.2%	4.5%	3.8%	2.8%	12.9%
SK	8,972	9,337	9,570	9,808	10,091	4.1%	2.5%	2.5%	2.9%	12.5%
MB	10,544	10,831	11,243	11,579	11,875	2.7%	3.8%	3.0%	2.6%	12.6%
ON(CUCO affil.)	15,410	15,560	15,829	16,149	16,481	1.0%	1.7%	2.0%	2.1%	7.0%
NB	786	806	759	573	575	2.5%	-5.8%	-24.5%	0.3%	-26.8%
NS	1,332	1,342	1,387	1,404	1,403	0.8%	3.4%	1.2%	-0.1%	5.3%
PEI	575	568	566	596	599	-1.2%	-0.4%	5.3%	0.5%	4.2%
NFLD	561	539	580	589	583	-3.9%	7.6%	1.6%	-1.0%	3.9%
SUBTOTAL	\$83,506	\$84,022	\$86,526	\$88,396	\$91,063	0.6%	3.0%	2.2%	3.0%	9.0%
Federation Class										
ON(LAlliance)	762	785	785	797	797	3.0%	0.0%	1.5%	0.0%	4.6%
TOTAL	\$84,268	\$84,807	\$87,311	\$89,193	\$91,860	0.6%	3.0%	2.2%	3.0%	9.0%
LOANS										
PROVINCE	4Q06	1Q07	2Q07	3Q07	4Q07	QUARTERLY GROWTH (2)				ANNUAL (3) 4Q06 to 4Q07
						1Q07	2Q07	3Q07	4Q07	
Credit Union Central Class										
BC (1)	\$33,283	\$34,083	\$35,121	\$36,352	\$36,897	2.4%	3.0%	3.5%	1.5%	10.9%
AB	10,627	10,921	11,396	12,071	12,651	2.8%	4.3%	5.9%	4.8%	19.0%
SK	7,719	7,819	8,114	8,403	8,539	1.3%	3.8%	3.6%	1.6%	10.6%
MB	9,476	9,649	9,889	10,282	10,642	1.8%	2.5%	4.0%	3.5%	12.3%
ON(CUCO affil.)	14,773	15,030	15,385	15,551	15,772	1.7%	2.4%	1.1%	1.4%	6.8%
NB	667	675	670	562	573	1.2%	-0.7%	-16.1%	2.0%	-14.1%
NS	1,086	1,096	1,113	1,140	1,141	0.9%	1.6%	2.4%	0.1%	5.1%
PEI	473	481	491	490	495	1.7%	2.1%	-0.2%	1.0%	4.7%
NFLD	462	469	475	491	505	1.5%	1.3%	3.4%	2.9%	9.3%
SUBTOTAL	\$78,566	\$80,223	\$82,654	\$85,342	\$87,215	2.1%	3.0%	3.3%	2.2%	11.0%
Federation Class										
ON(LAlliance)	694	700	736	750	758	0.9%	5.1%	1.9%	1.1%	9.2%
TOTAL	\$79,260	\$80,923	\$83,390	\$86,092	\$87,973	2.1%	3.0%	3.2%	2.2%	11.0%
ASSETS										
PROVINCE	4Q06	1Q07	2Q07	3Q07	4Q07	QUARTERLY GROWTH (2)				ANNUAL (3) 4Q06 to 4Q07
						1Q07	2Q07	3Q07	4Q07	
Credit Union Central Class										
BC (1)	\$38,909	\$39,285	\$40,361	\$41,682	\$42,590	1.0%	2.7%	3.3%	2.2%	9.5%
AB	12,774	12,948	13,535	14,235	14,787	1.4%	4.5%	5.2%	3.9%	15.8%
SK	10,081	10,393	10,648	10,951	11,248	3.1%	2.5%	2.8%	2.7%	11.6%
MB	11,467	11,715	12,200	12,643	12,903	2.2%	4.1%	3.6%	2.1%	12.5%
ON(CUCO affil.)	17,492	17,838	18,206	18,436	18,719	2.0%	2.1%	1.3%	1.5%	7.0%
NB	853	855	868	705	722	0.2%	1.5%	-18.8%	2.4%	-15.4%
NS	1,469	1,478	1,522	1,544	1,551	0.6%	3.0%	1.4%	0.5%	5.6%
PEI	628	623	619	649	657	-0.8%	-0.6%	4.8%	1.2%	4.6%
NFLD	597	592	617	628	632	-0.8%	4.2%	1.8%	0.6%	5.9%
SUBTOTAL	\$94,270	\$95,727	\$98,576	\$101,473	\$103,809	1.5%	3.0%	2.9%	2.3%	10.1%
Federation Class										
ON(LAlliance)	857	881	891	916	926	2.8%	1.1%	2.8%	1.1%	8.1%
TOTAL	\$95,127	\$96,608	\$99,467	\$102,389	\$104,735	1.6%	3.0%	2.9%	2.3%	10.1%

(1) B.C. - To be consistent with the first, second and third quarter data source, fourth quarter results reported here are from the same data source - CUCBC. These results will not match data reported by the B.C. Stabilization Fund for the Annual Credit Union / Caisse Populaire Information Survey. (where no adjustments are made for six credit unions with Sept. 30th year-ends in their financial statements.)

9-Apr-08

(2) Quarterly growth rates compare growth rates with that of previous quarter.

(3) Annual growth rates compare 4Q07 with 4Q06.

AFFILIATED CREDIT UNION & CAISSE POPULAIRE SYSTEM RESULTS

QUARTERLY GROWTH

As of Fourth Quarter 2007

TOTAL CREDIT UNIONS / CAISSES POPULAIRES										
PROVINCE	4Q06	1Q07	2Q07	3Q07	4Q07	QUARTERLY GROWTH (4)				ANNUAL (5) 4Q06 to 4Q07
						1Q07	2Q07	3Q07	4Q07	
Credit Union Central Class										
BC	51	51	50	50	49	0.0%	-2.0%	0.0%	-2.0%	-3.9%
AB	52	48	48	48	48	-7.7%	0.0%	0.0%	0.0%	-7.7%
SK (r)	87	75	75	75	75	-13.8%	0.0%	0.0%	0.0%	-13.8%
MB	55	55	55	54	52	0.0%	0.0%	-1.8%	-3.7%	-5.5%
ON(CUCO affil.)(r)	163	161	158	157	154	-1.2%	-1.9%	-0.6%	-1.9%	-5.5%
NB	20	19	20	19	18	-5.0%	5.3%	-5.0%	-5.3%	-10.0%
NS	34	34	34	33	33	0.0%	0.0%	-2.9%	0.0%	-2.9%
PEI	10	10	10	10	10	0.0%	0.0%	0.0%	0.0%	0.0%
NFLD	13	13	13	13	13	0.0%	0.0%	0.0%	0.0%	0.0%
SUBTOTAL	485	466	463	459	452	-3.9%	-0.6%	-0.9%	-1.5%	-6.8%
Federation Class										
ON(L'Alliance)	13	13	13	13	13	0.0%	0.0%	0.0%	0.0%	0.0%
TOTAL	498	479	476	472	465	-3.8%	-0.6%	-0.8%	-1.5%	-6.6%
TOTAL LOCATIONS										
PROVINCE	4Q06	1Q07	2Q07	3Q07	4Q07	QUARTERLY GROWTH (4)				ANNUAL (5) 4Q06 to 4Q07
						1Q07	2Q07	3Q07	4Q07	
Credit Union Central Class										
BC	360	361	364	366	368	0.3%	0.8%	0.5%	0.5%	2.2%
AB	209	211	211	209	211	1.0%	0.0%	-0.9%	1.0%	1.0%
SK (r)	320	318	316	316	314	-0.6%	-0.6%	0.0%	-0.6%	-1.9%
MB	180	181	181	181	180	0.6%	0.0%	0.0%	-0.6%	0.0%
ON(CUCO affil.)	510	507	502	497	495	-0.6%	-1.0%	-1.0%	-0.4%	-2.9%
NB	41	41	41	40	39	0.0%	0.0%	-2.4%	-2.5%	-4.9%
NS	81	81	81	81	82	0.0%	0.0%	0.0%	1.2%	1.2%
PEI	15	15	15	15	15	0.0%	0.0%	0.0%	0.0%	0.0%
NFLD	41	40	41	41	40	-2.4%	2.5%	0.0%	-2.4%	-2.4%
SUBTOTAL	1,757	1,755	1,752	1,746	1,744	-0.1%	-0.2%	-0.3%	-0.1%	-0.7%
Federation Class										
ON(L'Alliance)	26	26	26	26	26	0.0%	0.0%	0.0%	0.0%	0.0%
TOTAL	1,783	1,781	1,778	1,772	1,770	-0.1%	-0.2%	-0.3%	-0.1%	-0.7%
TOTAL MEMBERS										
PROVINCE	4Q06	1Q07	2Q07	3Q07	4Q07	QUARTERLY GROWTH (4)				ANNUAL (5) 4Q06 to 4Q07
						1Q07	2Q07	3Q07	4Q07	
Credit Union Central Class										
BC	1,616,286	1,589,193	1,604,039	1,602,713	1,629,435	-1.7%	0.9%	-0.1%	1.7%	0.8%
AB	607,499	639,145	644,584	652,572	643,702	5.2%	0.9%	1.2%	-1.4%	6.0%
SK (1)	523,364	522,929	525,180	527,173	524,840	-0.1%	0.4%	0.4%	-0.4%	0.3%
MB	537,707	541,788	546,547	546,547	558,393	0.8%	0.9%	0.0%	2.2%	3.8%
ON(CUCO affil.)(2)	1,245,120	1,243,874	1,251,045	1,255,054	1,232,694	-0.1%	0.6%	0.3%	-1.8%	-1.0%
NB (3)	113,510	98,362	96,715	78,026	73,006	-13.3%	-1.7%	-19.3%	-6.4%	-35.7%
NS	168,965	168,254	168,763	168,504	168,750	-0.4%	0.3%	-0.2%	0.1%	-0.1%
PEI	64,018	64,232	64,018	63,899	63,942	0.3%	-0.3%	-0.2%	0.1%	-0.1%
NFLD	43,437	44,720	45,050	45,400	45,744	3.0%	0.7%	0.8%	0.8%	5.3%
SUBTOTAL	4,919,906	4,912,497	4,945,941	4,939,888	4,940,506	-0.2%	0.7%	-0.1%	0.0%	0.4%
Federation Class										
ON(L'Alliance)	70,605	66,467	75,897	76,149	76,420	-5.9%	14.2%	0.3%	0.4%	8.2%
TOTAL	4,990,511	4,978,964	5,021,838	5,016,037	5,016,926	-0.2%	0.9%	-0.1%	0.0%	0.5%

(1) Saskatchewan - Decline in membership is due to a number of credit unions removing "closed accounts" from their banking system.

(2) Ontario - Membership includes both non-voting and voting members. Source: DICO

(3) New Brunswick - Membership is estimated.

(4) Quarterly growth rates compare growth rates with that of previous quarter.

(5) Annual growth rates compare 4Q07 with 4Q06

28-Apr-08



NON-AFFILIATED CREDIT UNION & CAISSE POPULAIRE SYSTEM RESULTS QUARTERLY GROWTH

As of Fourth Quarter 2007

(\$ Millions)

SAVINGS										
PROVINCE	4Q06	1Q07	2Q07	3Q07	4Q07	QUARTERLY GROWTH (1)				ANNUAL (2)
						1Q07	2Q07	3Q07	4Q07	4Q06 to 4Q07
Caisses Populaires										
ON- La Fed.	\$2,412	\$2,445	\$2,486	\$2,535	\$2,574	1.4%	1.7%	2.0%	1.5%	6.7%
MB	597	605	625	635	635	1.3%	3.3%	1.6%	0.0%	6.4%
NB (3)	1,951	1,999	2,034	2,071	2,244	2.5%	1.8%	1.8%	8.4%	15.0%
TOTAL(excl. QB.)	\$4,960	\$5,049	\$5,145	\$5,241	\$5,453	1.8%	1.9%	1.9%	4.0%	9.9%
QB	70,821	72,142	74,966	75,231	77,033	1.9%	3.9%	0.4%	2.4%	8.8%
TOTAL(All CPs.)	\$75,781	\$77,191	\$80,111	\$80,472	\$82,486	1.9%	3.8%	0.5%	2.5%	8.8%
Credit Unions										
ON (1)	3,271	3,258	3,167	3,161	3,241	-0.4%	-2.8%	-0.2%	2.5%	-0.9%
TOTAL	\$79,052	\$80,449	\$83,278	\$83,633	\$85,727	1.8%	3.5%	0.4%	2.5%	8.4%
LOANS										
PROVINCE	4Q06	1Q07	2Q07	3Q07	4Q07	QUARTERLY GROWTH (1)				ANNUAL (2)
						1Q07	2Q07	3Q07	4Q07	4Q06 to 4Q07
Caisses Populaires										
ON- La Fed.	\$2,348	\$2,371	\$2,455	\$2,496	\$2,522	1.0%	3.5%	1.7%	1.0%	7.4%
MB	545	531	539	549	559	-2.6%	1.5%	1.9%	1.8%	2.6%
NB (3)	1,743	1,738	1,750	1,778	1,879	-0.3%	0.7%	1.6%	5.7%	7.8%
TOTAL(excl. QB.)	\$4,636	\$4,640	\$4,744	\$4,823	\$4,960	0.1%	2.2%	1.7%	2.8%	7.0%
QB	74,634	75,444	77,162	78,667	79,366	1.1%	2.3%	2.0%	0.9%	6.3%
TOTAL(All CPs.)	\$79,270	\$80,084	\$81,906	\$83,490	\$84,326	1.0%	2.3%	1.9%	1.0%	6.4%
Credit Unions										
ON (1)	2,244	2,354	2,446	2,460	2,520	4.9%	3.9%	0.6%	2.4%	12.3%
TOTAL	\$81,514	\$82,438	\$84,352	\$85,950	\$86,846	1.1%	2.3%	1.9%	1.0%	6.5%
ASSETS										
PROVINCE	4Q06	1Q07	2Q07	3Q07	4Q07	QUARTERLY GROWTH (1)				ANNUAL (2)
						1Q07	2Q07	3Q07	4Q07	4Q06 to 4Q07
Caisses Populaires										
ON- La Fed.	\$2,781	\$2,845	\$2,908	\$2,944	\$2,970	2.3%	2.2%	1.2%	0.9%	6.8%
MB	653	659	680	693	693	0.9%	3.2%	1.9%	0.0%	6.1%
NB (3)	2,201	2,236	2,279	2,324	2,521	1.6%	1.9%	2.0%	8.5%	14.5%
TOTAL(excl. QB.)	\$5,635	\$5,740	\$5,867	\$5,961	\$6,184	1.9%	2.2%	1.6%	3.7%	9.7%
QB	89,395	89,995	91,914	93,760	94,691	0.7%	2.1%	2.0%	1.0%	5.9%
TOTAL(All CPs.)	\$95,030	\$95,735	\$97,781	\$99,721	\$100,875	0.7%	2.1%	2.0%	1.2%	6.2%
Credit Unions										
ON	3,599	3,605	3,509	3,501	3,580	0.2%	-2.7%	-0.2%	2.3%	-0.5%
TOTAL	\$98,629	\$99,340	\$101,290	\$103,222	\$104,455	0.7%	2.0%	1.9%	1.2%	5.9%

(1) Quarterly growth rates compare growth rates with that of previous quarter.

(2) Annual growth rates compare 4Q07 with 4Q06

(3) New Brunswick - 3Q07 data does not include newly affiliated caisse populaire.

9-Apr-08

NON-AFFILIATED CREDIT UNION & CAISSE POPULAIRE SYSTEM RESULTS

QUARTERLY GROWTH

As of Fourth Quarter 2007

TOTAL CAISSES POPULAIRES										
PROVINCE	4Q06	1Q07	2Q07	3Q07	4Q07	QUARTERLY GROWTH (1)				ANNUAL (2)
						1Q07	2Q07	3Q07	4Q07	4Q06 to 4Q07
Caisses Populaires										
ON- La Fed.	22	22	22	22	22	0.0%	0.0%	0.0%	0.0%	0.0%
MB	7	6	6	5	5	-14.3%	0.0%	-16.7%	0.0%	-28.6%
NB(4)	33	33	33	33	34	0.0%	0.0%	0.0%	3.0%	3.0%
TOTAL(excl. QB.)	62	61	61	60	61	-1.6%	0.0%	-1.6%	1.7%	-1.6%
QB	527	514	514	514	514	-2.5%	0.0%	0.0%	0.0%	-2.5%
TOTAL(All CPs.)	589	575	575	574	575	-2.4%	0.0%	-0.2%	0.2%	-2.4%
Credit Unions										
ON	21	21	19	19	19	0.0%	-9.5%	0.0%	0.0%	-9.5%
TOTAL	610	596	594	593	594	-2.3%	-0.3%	-0.2%	0.2%	-2.6%

TOTAL LOCATIONS										
PROVINCE	4Q06	1Q07	2Q07	3Q07	4Q07	QUARTERLY GROWTH (1)				ANNUAL (2)
						1Q07	2Q07	3Q07	4Q07	4Q06 to 4Q07
Caisses Populaires										
ON- La Fed.	56	56	57	57	60	0.0%	1.8%	0.0%	5.3%	7.1%
MB	29	29	28	29	28	0.0%	-3.4%	3.6%	-3.4%	-3.4%
NB (4)	85	85	85	85	86	0.0%	0.0%	0.0%	1.2%	1.2%
TOTAL(excl. QB.)	170	170	170	171	174	0.0%	0.0%	0.6%	1.8%	2.4%
QB	1,376	1,379	1,374	1,367	1,363	0.2%	-0.4%	-0.5%	-0.3%	-0.9%
TOTAL(All CPs.)	1,546	1,549	1,544	1,538	1,537	0.2%	-0.3%	-0.4%	-0.1%	-0.6%
Credit Unions										
ON	95	101	98	98	97	6.3%	-3.0%	0.0%	-1.0%	2.1%
TOTAL	1,641	1,650	1,642	1,636	1,634	0.5%	-0.5%	-0.4%	-0.1%	-0.4%

TOTAL MEMBERS										
PROVINCE	4Q06	1Q07	2Q07	3Q07	4Q07	QUARTERLY GROWTH (1)				ANNUAL (2)
						1Q07	2Q07	3Q07	4Q07	4Q06 to 4Q07
Caisses Populaires										
ON- La Fed.(3)	163,472	162,634	162,099	161,771	159,875	-0.5%	-0.3%	-0.2%	-1.2%	-2.2%
MB	30,774	30,600	30,600	31,000	31,000	-0.6%	0.0%	1.3%	0.0%	0.7%
NB (4)	197,040	197,040	196,365	196,304	211,888	0.0%	-0.3%	0.0%	7.9%	7.5%
TOTAL(excl. QB.)	391,286	390,274	389,064	389,075	402,763	-0.3%	-0.3%	0.0%	3.5%	2.9%
QB	5,218,577	5,214,561	5,200,318	5,229,186	5,215,023	-0.1%	-0.3%	0.6%	-0.3%	-0.1%
TOTAL(All CPs.)	5,609,863	5,604,835	5,589,382	5,618,261	5,617,786	-0.1%	-0.3%	0.5%	0.0%	0.1%
Credit Unions										
ON	215,054	217,012	211,235	209,680	211,800	0.9%	-2.7%	-0.7%	1.0%	-1.5%
TOTAL	5,824,917	5,821,847	5,800,617	5,827,941	5,829,586	-0.1%	-0.4%	0.5%	0.0%	0.1%

(1) Quarterly growth rates compare growth rates with that of previous quarter.

(2) Annual growth rates compare 4Q07 with 4Q06

(3) Ontario - Membership includes both non-voting and voting members. Source: DICO

(4) New Brunswick - 3Q07 data does not include newly affiliated caisse populaire.

AFFILIATED CREDIT UNION / CAISSE POPULAIRE SYSTEM ANNUAL GROWTH RATES
 (CHANGE FROM PREVIOUS YEAR)

As of Fourth Quarter

CENTRAL AFFILIATED CREDIT UNIONS

(\$ Millions)

Province	SAVINGS							LOANS							ASSETS						
	2004	2005	2006	2007	05 Growth over 04	06 Growth over 05	07 Growth over 06	2004	2005	2006	2007	05 Growth over 04	06 Growth over 05	07 Growth over 06	2004	2005	2006	2007	05 Growth over 04	06 Growth over 05	07 Growth over 06
BC (1)	\$28,684	\$32,121	\$33,750	\$36,385	12.0%	5.1%	7.8%	\$25,973	\$29,737	\$33,283	\$36,897	14.5%	11.9%	10.9%	\$32,342	\$36,026	\$38,909	\$42,590	11.4%	8.0%	9.5%
AB	8,867	9,873	11,576	13,071	11.3%	17.2%	12.9%	8,139	9,075	10,627	12,651	11.5%	17.1%	19.0%	9,843	10,918	12,774	14,787	10.9%	17.0%	15.8%
SK	8,059	8,363	8,972	10,091	3.8%	7.3%	12.5%	6,760	7,240	7,719	8,539	7.1%	6.6%	10.6%	9,024	9,403	10,081	11,248	4.2%	7.2%	11.6%
MB	8,388	9,269	10,544	11,875	10.5%	13.8%	12.6%	7,465	8,491	9,476	10,642	13.7%	11.6%	12.3%	9,120	10,168	11,467	12,903	11.5%	12.8%	12.5%
ON	12,731	14,539	15,410	16,481	14.2%	6.0%	7.0%	11,856	13,699	14,773	15,772	15.5%	7.8%	6.8%	14,204	16,403	17,492	18,719	15.5%	6.6%	7.0%
NB	835	846	786	575	1.3%	-7.1%	-26.8%	712	693	667	573	-2.7%	-3.8%	-14.1%	929	891	853	722	-4.1%	-4.3%	-15.4%
NS	1,214	1,276	1,332	1,403	5.1%	4.4%	5.3%	970	1,019	1,086	1,141	5.1%	6.6%	5.1%	1,318	1,389	1,469	1,551	5.4%	5.8%	5.6%
PEI	541	564	575	599	4.3%	2.0%	4.2%	453	458	473	495	1.1%	3.3%	4.7%	591	613	628	657	3.7%	2.4%	4.6%
NF	464	504	561	583	8.6%	11.3%	3.9%	403	433	462	505	7.4%	6.7%	9.3%	490	535	597	632	9.2%	11.6%	5.9%
TOTAL	\$69,783	\$77,355	\$83,506	\$91,063	10.9%	8.0%	9.0%	\$62,731	\$70,845	\$78,566	\$87,215	12.9%	10.9%	11.0%	\$77,861	\$86,346	\$94,270	\$103,809	10.9%	9.2%	10.1%

INCLUDING AFFILIATED CAISSES POPULAIRES

ON(L:All)	685	716	762	797	4.5%	6.4%	4.6%	605	653	694	758	7.9%	6.3%	9.2%	764	799	857	926	4.6%	7.3%	8.1%
TOTAL	\$70,468	\$78,071	\$84,268	\$91,860	10.8%	7.9%	9.0%	\$63,336	\$71,498	\$79,260	\$87,973	12.9%	10.9%	11.0%	\$78,625	\$87,145	\$95,127	\$104,735	10.8%	9.2%	10.1%

(1) B.C. - To be consistent with the first, second and third quarter data source, fourth quarter results reported here are from the same data source - CUCBC. These results will not match data reported by the B.C. Stabilization Fund for the Annual Credit Union / Caisse Populaire Information Survey. (where no adjustments are made for six credit unions with Sept. 30th year-ends in their financial statements.)

NON-AFFILIATED CREDIT UNION / CAISSE POPULAIRE SYSTEM ANNUAL GROWTH RATES
NON-AFFILIATED CAISSES POPULAIRES

ON(La Fed)	\$2,135	\$2,231	\$2,412	\$2,574	4.5%	8.1%	6.7%	\$1,987	\$2,198	\$2,348	\$2,522	10.6%	6.8%	7.4%	\$2,441	\$2,624	\$2,781	\$2,970	7.5%	6.0%	6.8%
MB	539	563	597	635	4.5%	6.0%	6.4%	485	521	545	559	7.4%	4.6%	2.6%	584	614	653	693	5.1%	6.4%	6.1%
NB	1,771	1,844	1,951	2,244	4.1%	5.8%	15.0%	1,626	1,708	1,743	1,879	5.0%	2.0%	7.8%	2,025	2,105	2,201	2,521	4.0%	4.6%	14.5%
TOTAL (EXCL:QB)	\$4,445	\$4,638	\$4,960	\$5,453	4.3%	6.9%	9.9%	\$4,098	\$4,427	\$4,636	\$4,960	8.0%	4.7%	7.0%	\$5,050	\$5,343	\$5,635	\$6,184	5.8%	5.5%	9.7%
QB	63,358	66,551	70,821	77,033	5.0%	6.4%	8.8%	64,630	70,090	74,634	79,366	8.4%	6.5%	6.3%	78,942	83,436	89,395	94,691	5.7%	7.1%	5.9%
TOTAL (ALL CPs)	\$67,803	\$71,189	\$75,781	\$82,486	5.0%	6.5%	8.8%	\$68,728	\$74,517	\$79,270	\$84,326	8.4%	6.4%	6.4%	\$83,992	\$88,779	\$95,030	\$100,875	5.7%	7.0%	6.2%

INCLUDING NON-AFFILIATED CREDIT UNIONS

ON	\$4,488	\$3,274	\$3,271	\$3,241	-27.0%	-0.1%	-0.9%	\$2,251	\$1,825	\$2,244	\$2,520	-18.9%	23.0%	12.3%	\$4,932	\$3,595	\$3,599	\$3,580	-27.1%	0.1%	-0.5%
TOTAL Unaffiliates	\$72,291	\$74,463	\$79,052	\$85,727	3.0%	6.2%	8.4%	\$70,979	\$76,342	\$81,514	\$86,846	7.6%	6.8%	6.5%	\$88,924	\$92,374	\$98,629	\$104,455	3.9%	6.8%	5.9%

COMBINED CANADIAN CREDIT UNION / CAISSE POPULAIRE SYSTEM RESULTS

TOTAL	\$142,759	\$152,534	\$163,320	\$177,587	6.8%	7.1%	8.7%	\$134,315	\$147,840	\$160,774	\$174,819	10.1%	8.7%	8.7%	\$167,549	\$179,519	\$193,756	\$209,190	7.1%	7.9%	8.0%
--------------	------------------	------------------	------------------	------------------	-------------	-------------	-------------	------------------	------------------	------------------	------------------	--------------	-------------	-------------	------------------	------------------	------------------	------------------	-------------	-------------	-------------

AFFILIATED CREDIT UNION / CAISSE POPULAIRE SYSTEM ANNUAL GROWTH RATES
 (CHANGE FROM PREVIOUS YEAR)

As of Fourth Quarter

CENTRAL AFFILIATED CREDIT UNIONS

(\$ Millions)

Prov.	TOTAL CREDIT UNIONS							CREDIT UNION LOCATIONS							MEMBERSHIP						
	2004	2005	2006	2007	05 Growth over 04	06 Growth over 05	07 Growth over 06	2004	2005	2006	2007	05 Growth over 04	06 Growth over 05	07 Growth over 06	2004	2005	2006	2007	05 Growth over 04	06 Growth over 05	07 Growth over 06
BC	56	52	51	49	-7.1%	-1.9%	-3.9%	347	352	360	368	1.4%	2.3%	2.2%	1,489,582	1,538,501	1,616,286	1,629,435	3.3%	5.1%	0.8%
AB	60	53	52	48	-11.7%	-1.9%	-7.7%	205	208	209	211	1.5%	0.5%	1.0%	590,000	591,616	607,499	643,702	0.3%	2.7%	6.0%
SK	110	100	87	75	-9.1%	-13.0%	-13.8%	332	330	320	314	-0.6%	-3.0%	-1.9%	536,114	526,540	523,364	524,840	-1.8%	-0.6%	0.3%
MB	57	57	55	52	0.0%	-3.5%	-5.5%	175	177	180	180	1.1%	1.7%	0.0%	502,184	514,179	537,707	558,393	2.4%	4.6%	3.8%
ON	178	168	163	154	-5.6%	-3.0%	-5.5%	514	517	510	495	0.6%	-1.4%	-2.9%	1,086,578	1,216,622	1,245,120	1,232,694	12.0%	2.3%	-1.0%
NB	23	23	20	18	0.0%	-13.0%	-10.0%	44	44	41	39	0.0%	-6.8%	-4.9%	123,219	123,219	113,510	73,006	0.0%	-7.9%	-35.7%
NS	37	34	34	33	-8.1%	0.0%	-2.9%	84	81	81	82	-3.6%	0.0%	1.2%	168,891	169,479	168,965	168,750	0.3%	-0.3%	-0.1%
PEI	10	10	10	10	0.0%	0.0%	0.0%	15	15	15	15	0.0%	0.0%	0.0%	62,724	63,261	64,018	63,942	0.9%	1.2%	-0.1%
NF	14	14	13	13	0.0%	-7.1%	0.0%	41	43	41	40	4.9%	-4.7%	-2.4%	42,495	43,495	43,437	45,744	2.4%	-0.1%	5.3%
TOTAL	545	511	485	452	-6.2%	-5.1%	-6.8%	1,757	1,767	1,757	1,744	0.6%	-0.6%	-0.7%	4,601,787	4,786,912	4,919,906	4,940,506	4.0%	2.8%	0.4%

INCLUDING AFFILIATED CAISSES POPULAIRES

ON (La. All.)	13	13	13	13	0.0%	0.0%	0.0%	26	26	26	26	0.0%	0.0%	0.0%	70,645	68,145	70,605	76,420	-3.5%	3.6%	8.2%
TOTAL	558	524	498	465	-6.1%	-5.0%	-6.6%	1,783	1,793	1,783	1,770	0.6%	-0.6%	-0.7%	4,672,432	4,855,057	4,990,511	5,016,926	3.9%	2.8%	0.5%

NON-AFFILIATED CREDIT UNION / CAISSE POPULAIRE SYSTEM ANNUAL GROWTH RATES**NON-AFFILIATED CAISSES POPULAIRES**

ON (La Fed.)	24	24	22	22	0.0%	-8.3%	0.0%	59	59	56	60	0.0%	-5.1%	7.1%	165,545	165,521	163,472	159,875	0.0%	-1.2%	-2.2%
MB	7	7	7	5	0.0%	0.0%	-28.6%	28	29	29	28	3.6%	0.0%	-3.4%	30,804	31,000	30,774	31,000	0.6%	-0.7%	0.7%
NB	33	33	33	34	0.0%	0.0%	3.0%	85	85	85	86	0.0%	0.0%	1.2%	198,314	196,845	197,040	211,888	-0.7%	0.1%	7.5%
TOTAL (EXCL. QB)	64	64	62	61	0.0%	-3.1%	-1.6%	172	173	170	174	0.6%	-1.7%	2.4%	394,663	393,366	391,286	402,763	-0.3%	-0.5%	2.9%
QB	548	544	527	514	-0.7%	-3.1%	-2.5%	1,418	1,393	1,376	1,363	-1.8%	-1.2%	-0.9%	5,187,263	5,194,936	5,218,577	5,215,023	0.1%	0.5%	-0.1%
TOTAL (ALL CPs)	612	608	589	575	-0.7%	-3.1%	-2.4%	1,590	1,566	1,546	1,537	-1.5%	-1.3%	-0.6%	5,581,926	5,588,302	5,609,863	5,617,786	0.1%	0.4%	0.1%

INCLUDING NON-AFFILIATED CREDIT UNIONS

ON	25	22	21	19	-12.0%	-4.5%	-9.5%	114	97	95	97	-14.9%	-2.1%	2.1%	337,755	208,424	215,054	211,800	-38.3%	3.2%	-1.5%
TOTAL Unaffiliates	637	630	610	594	-1.1%	-3.2%	-2.6%	1,704	1,663	1,641	1,634	-2.4%	-1.3%	-0.4%	5,919,681	5,796,726	5,824,917	5,829,586	-2.1%	0.5%	0.1%

COMBINED CANADIAN CREDIT UNION / CAISSE POPULAIRE SYSTEM RESULTS

TOTAL	1,195	1,154	1,108	1,059	-3.4%	-4.0%	-4.4%	3,487	3,456	3,424	3,404	-0.9%	-0.9%	-0.6%	10,592,113	10,651,783	10,815,428	10,846,512	0.6%	1.5%	0.3%
--------------	--------------	--------------	--------------	--------------	--------------	--------------	--------------	--------------	--------------	--------------	--------------	--------------	--------------	--------------	-------------------	-------------------	-------------------	-------------------	-------------	-------------	-------------

