

# SystemResults

Credit Union – Caisse Populaire June 2009

FIRST QUARTER 2009

## National System Review

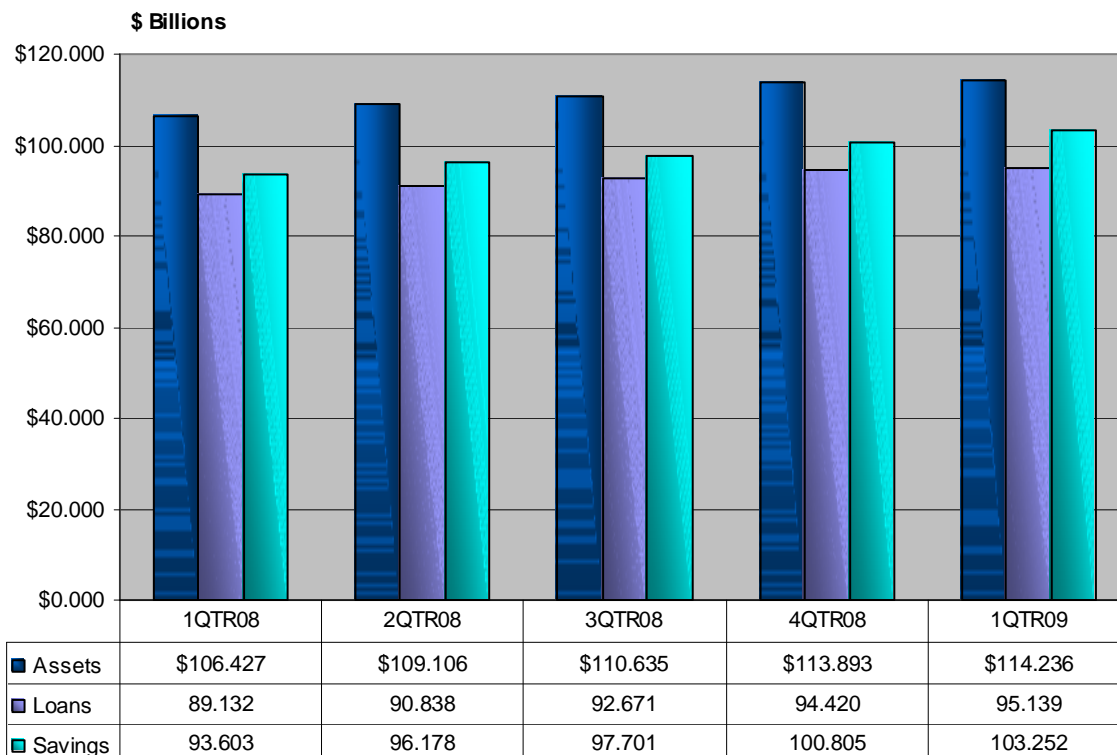
The Canadian credit union system's balance sheet remained strong at the end of the first three months of 2009, despite the economic downturn. System assets, savings/deposits and loans all recorded solid gains; however, growth in both assets and loans is down in comparison to recent years. Savings/deposits, on the other hand, have returned to the double-digit growth reported a year ago.

Affiliated credit unions / caisses populaires across Canada reported system assets of \$114.2 billion, representing an increase of \$7.8 billion or 7.3 per cent. This is a 46 per cent increase or \$35.7 billion gain over the last five years.

Deposits/savings growth was somewhat stronger than the last few quarters as total deposits with credit unions increased to \$103.3 billion at first quarter 2009, up 10.3 per cent or \$9.7 billion from the previous year.

While loan growth continues to slow in comparison to recent years, the system's loan activity remains solid with a 6.7 per cent increase over the last twelve months. Total loans were reported at \$95.1 billion. Loans as a percentage of total deposits are currently at 92.1 per cent, down from the 95.2 per cent reported twelve months ago, a reflection of stronger growth in deposits over loans this quarter. Ten years ago loans represented 87 per cent of total deposits.

### Quarterly Results

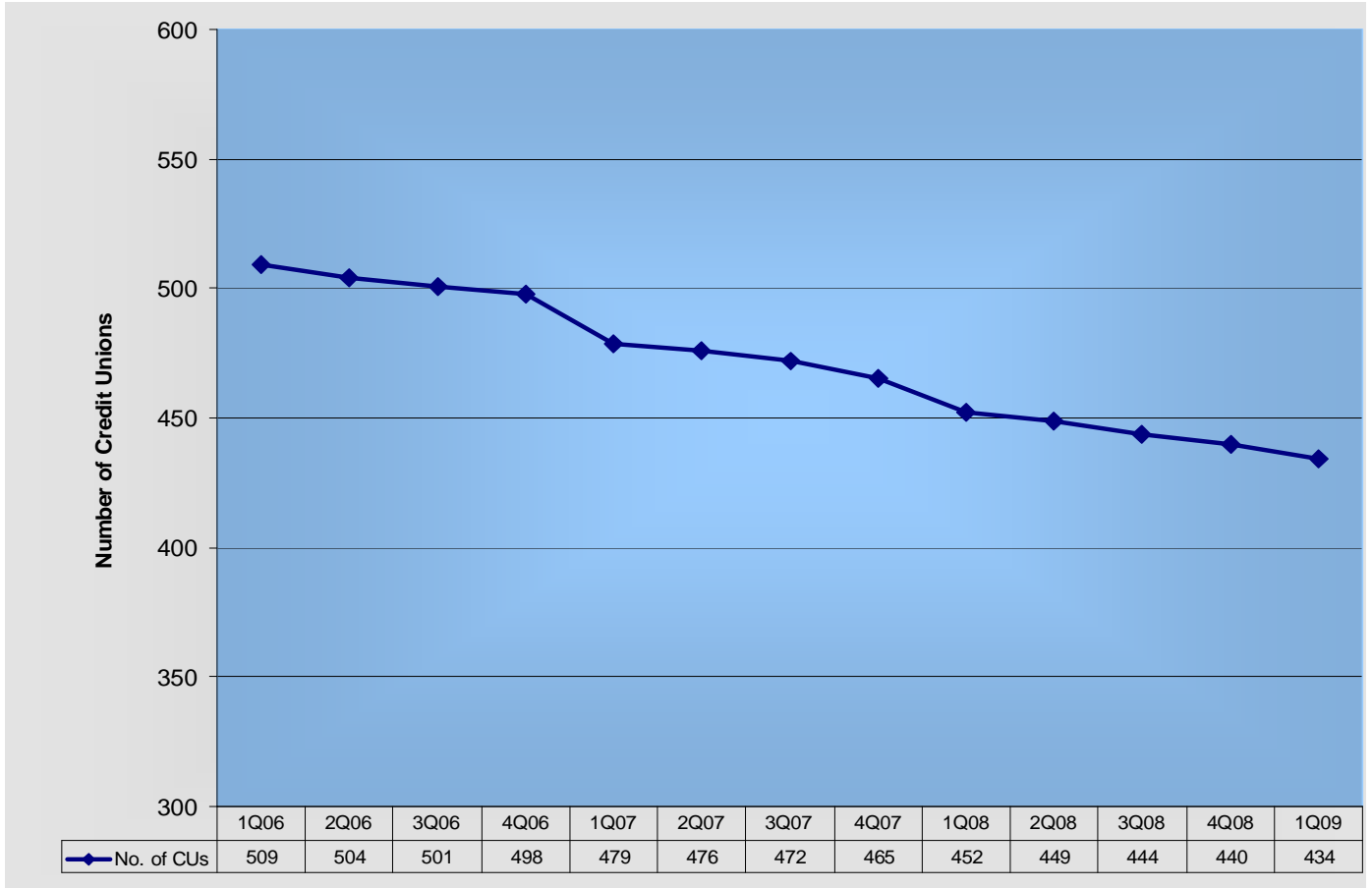


Credit Union  
Central of Canada

■ Assets ■ Loans ■ Savings

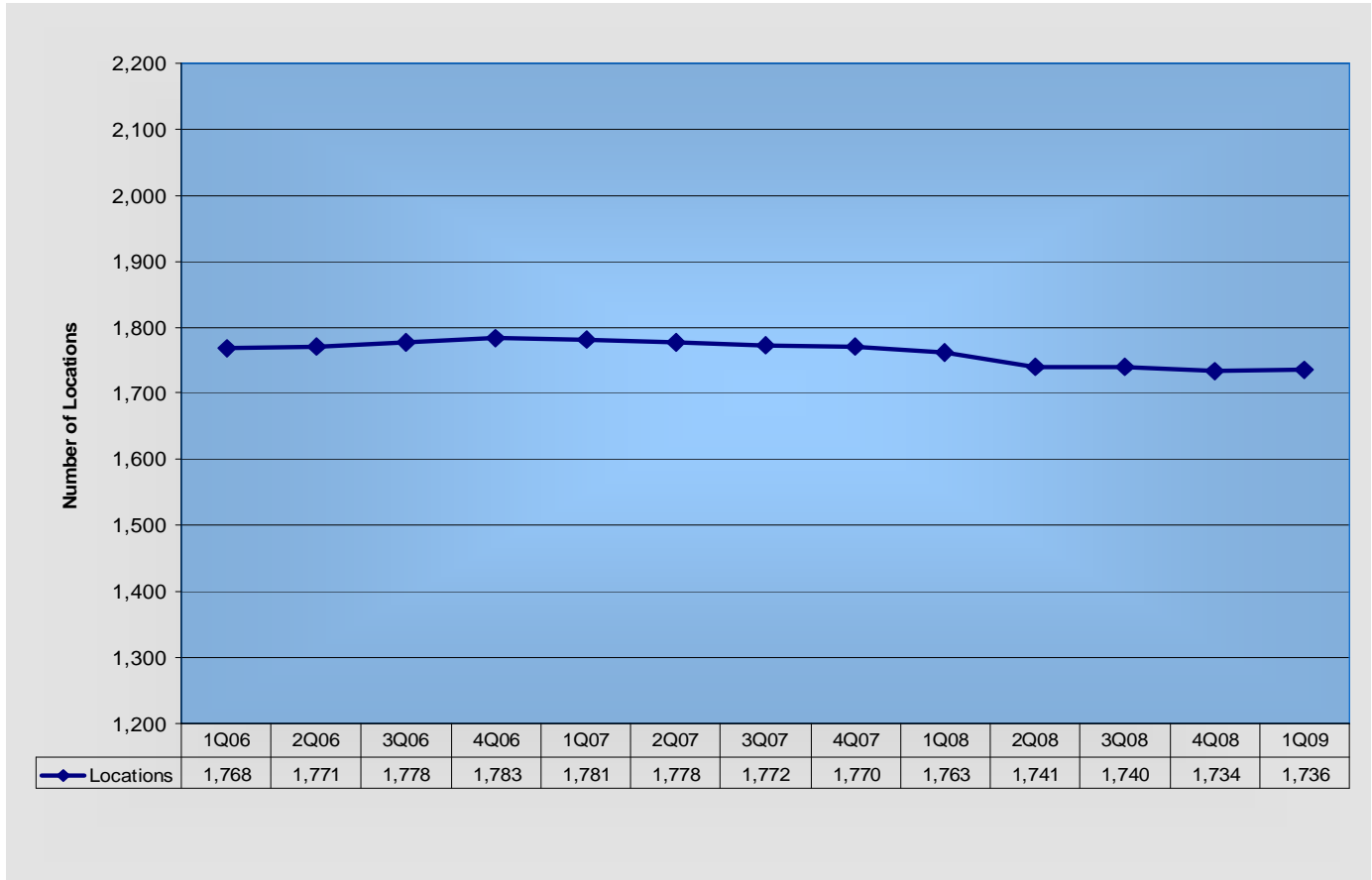
## Affiliated Credit Unions

Consolidation continues in the system as the numbers of credit unions declined to 434 from 452 a year earlier.



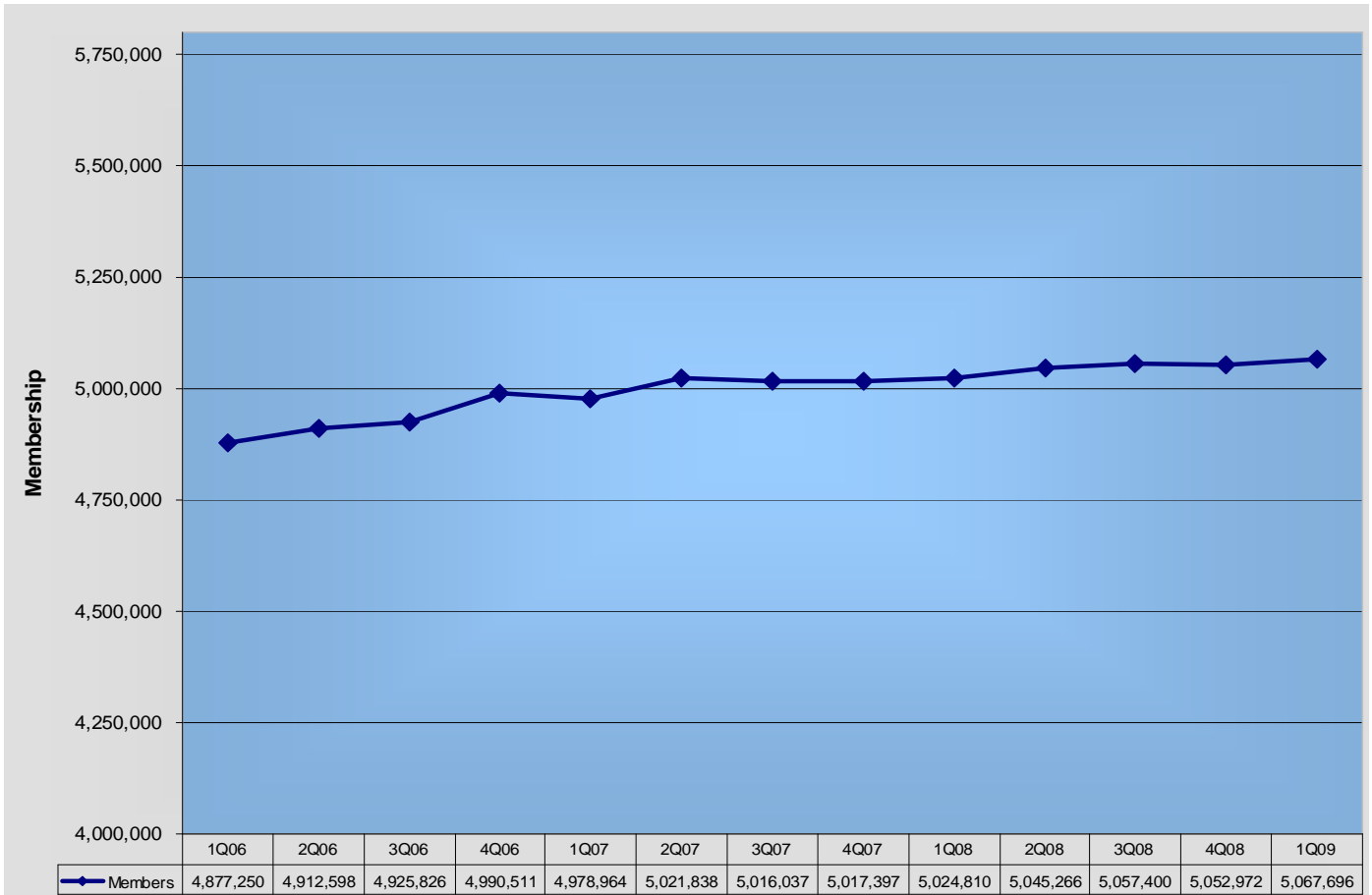
## Credit Union Locations

At the end of the first quarter 2009, there were 1,736 locations reported by the Canadian credit union system. While the number of locations has been historically relatively stable, a sharp decline in second quarter of 2008 was reported. The majority of this decline is due to a change in the Deposit Insurance Corporation of Ontario's (DICO) reporting requirement for the Ontario system. To a lesser extent, a number of mergers in Saskatchewan earlier in 2008 also contributed to the decline in locations.



# Member Statistics

Close to 5.1 million Canadians were members of an affiliated credit union or caisse populaire as of first quarter 2009.



## Provincial System Review

Four of the ten provincial credit union systems continue to report double-digit growth in both assets and savings/deposits, with two provinces also recording double-digit growth in loans. Credit unions in the Prairie provinces continue to experience significant growth as each of the three provinces once again reported considerable gains over the same period last year. In particular, the Manitoba system maintained the substantial growth reported in fourth quarter in all three categories. The Newfoundland system also reported double-digit gains and similar to Manitoba, annualized rates have been maintained since the previous quarter's results.

Credit union assets rose 11.8 per cent in Saskatchewan, while the Newfoundland system experienced growth of 11.4 per cent. Credit unions in Alberta and Manitoba also recorded significant increases of 10.9 per cent and 10.7 per cent, respectively. Solid gains were posted by the credit unions in Nova Scotia (7.2%), P.E.I. (6.7%), Ontario (6.2%), New Brunswick (6.1%), as well as Ontario caisses (5.2%). After recording an improvement in growth last quarter, the B.C. system's growth returned to a modest 4.3 per cent.

Similar results were achieved throughout the country with respect to savings and deposit growth. Savings/deposits at Saskatchewan credit unions increased by 12.7 per cent over first quarter 2008. Comparable gains were recorded in Manitoba (12.4%), Newfoundland (11.8%) and Alberta (11.6%). Solid growth was posted by credit unions in B.C. (9.7%), Ontario (8.3%), Nova Scotia (8.1%), P.E.I. (7.6%), as well as Ontario caisses (6.7%). The New Brunswick system's growth was moderate at 4.9 per cent.

Loan growth varied from region to region, with a high in Manitoba of 14.0 per cent and a low in B.C. of 2.7 per cent. In addition to Manitoba, Newfoundland (11.3%) also reported a sizeable increase. Credit unions in Alberta (9.9%), Saskatchewan (9.9%), Ontario (6.8%), Nova Scotia (6.3%) and New Brunswick (6.1%), as well as Ontario caisses (8.7%) all posted solid gains. Modest expansion was recorded by credit unions in P.E.I. of 4.6 per cent, while the B.C. system reported growth of only 2.7 per cent.

System Results is published quarterly by Credit Union Central of Canada. For editorial or general inquiries please contact:

**Sandra Brizland**  
[brizlands@cucentral.com](mailto:brizlands@cucentral.com)

**Credit Union Central of Canada**  
300 The East Mall, Suite 500, Toronto, ON M9B 6B7  
Tel: (416) 232-3420 FAX: (416) 232-9196  
[www.cucentral.ca](http://www.cucentral.ca)

© Credit Union Central of Canada, 2009. All Rights Reserved.  
®HANDS & GLOBE design is a registered certification mark  
owned by World Council of Credit Unions, used under license.

## FIRST QUARTER 2009 CREDIT UNION/CAISSE POPULAIRE SYSTEM RESULTS

### AFFILIATED CREDIT UNIONS & CAISSES POPULAIRES

(\$millions)						
Province	Total Savings/Deposits	Total Loans	Total Assets	Total Credit Unions	Total Locations	Total Members
<b>Credit Union Central Class</b>						
<b>British Columbia</b>	\$39,856	\$38,256	\$44,539	48	372	1,686,595
<b>Alberta</b>	15,035	14,209	16,741	46	214	644,383
<b>Saskatchewan</b>	11,914	9,500	13,128	65	313	532,946
<b>Manitoba</b>	13,699	12,304	14,607	48	182	555,273
<b>Ontario</b>	18,316	17,100	20,325	144	456	1,214,526
<b>New Brunswick</b>	691	610	780	17	39	78,295
<b>Nova Scotia</b>	1,536	1,230	1,682	31	82	167,178
<b>Prince Edward Island</b>	640	519	699	10	15	61,603
<b>Newfoundland</b>	671	572	716	12	40	47,595
<b>SUBTOTAL</b>	<b>\$102,358</b>	<b>\$94,300</b>	<b>\$113,217</b>	<b>421</b>	<b>1,713</b>	<b>4,988,394</b>

### Federation Class

<b>Ontario - L'Alliance</b>	894	839	1,019	13	23	79,302
<b>TOTAL</b>	<b>\$103,252</b>	<b>\$95,139</b>	<b>\$114,236</b>	<b>434</b>	<b>1,736</b>	<b>5,067,696</b>

### NON-AFFILIATED CREDIT UNIONS & CAISSES POPULAIRES

#### Caisses Populaires

<b>Ontario - La Federation</b>	\$2,792	\$2,723	\$3,218	20	63	157,213
<b>Manitoba</b>	717	624	780	5	29	30,600
<b>New Brunswick</b>	2,356	1,972	2,647	29	86	205,783
<b>TOTAL CPs (excluding Quebec)</b>	<b>\$5,865</b>	<b>\$5,319</b>	<b>\$6,645</b>	<b>54</b>	<b>178</b>	<b>393,596</b>
<b>Quebec</b>	85,642	86,209	102,487	461	1,296	5,187,590
<b>TOTAL (All)</b>	<b>\$91,507</b>	<b>\$91,528</b>	<b>\$109,132</b>	<b>515</b>	<b>1,474</b>	<b>5,581,186</b>

#### Credit Unions

<b>Ontario</b>	\$3,403	\$2,780	\$3,694	19	94	209,715
<b>TOTAL</b>	<b>\$94,910</b>	<b>\$94,308</b>	<b>\$112,826</b>	<b>534</b>	<b>1,568</b>	<b>5,790,901</b>

### COMBINED CANADIAN CREDIT UNION & CAISSE POPULAIRE SYSTEM RESULTS

<b>TOTAL</b>	<b>\$198,162</b>	<b>\$189,447</b>	<b>\$227,062</b>	<b>968</b>	<b>3,304</b>	<b>10,858,597</b>
--------------	------------------	------------------	------------------	------------	--------------	-------------------

Above figures do not include affiliated companies of the credit union system, such as Concentra Financial Inc., The CUMIS Group Ltd., The Co-operators Credential Financial Inc., and Northwest & Ethical Investments L.P.

## AFFILIATED CREDIT UNION / CAISSE POPULAIRE SYSTEM RESULTS

### As of First Quarter 2009

(\$Millions)

Annual Growth Rate	1QTR08	1QTR09	Growth over First Quarter 2008
Assets	\$106,427	\$114,236	7.3%
Savings/Deposits	\$93,603	\$103,252	10.3%
Loans (Gross)	\$89,132	\$95,139	6.7%
Number of Credit Unions	452	434	-4.0%
Number of Credit Union Locations	1,763	1,736	-1.5%
Membership	5,024,810	5,067,696	0.9%
Quarterly Growth Rate	1QTR08	1QTR09	Growth over Fourth Quarter 2008
Assets	\$113,893	\$114,236	0.3%
Savings/Deposits	\$100,805	\$103,252	2.4%
Loans (Gross)	\$94,420	\$95,139	0.8%
Number of Credit Unions	440	434	-1.4%
Number of Credit Union Locations	1,734	1,736	0.1%
Membership	5,052,972	5,067,696	0.3%

## AFFILIATED CREDIT UNION & CAISSE POPULAIRE SYSTEM RESULTS

### QUARTERLY GROWTH

As of First Quarter 2009 (\$ Millions)

<b>SAVINGS</b>										
PROVINCE	1Q08	2Q08	3Q08	4Q08	1Q09	QUARTERLY GROWTH (2)				ANNUAL (3) 1Q08 to 1Q09
						2Q08	3Q08	4Q08	1Q09	
<b>Credit Union Central Class</b>										
BC (1)	\$36,341	\$37,154	\$37,340	\$39,003	\$39,856	2.2%	0.5%	4.5%	2.2%	9.7%
AB	13,472	13,825	14,526	14,928	15,035	2.6%	5.1%	2.8%	0.7%	11.6%
SK	10,573	10,943	11,159	11,351	11,914	3.5%	2.0%	1.7%	5.0%	12.7%
MB	12,193	12,664	12,844	13,224	13,699	3.9%	1.4%	3.0%	3.6%	12.4%
ON	16,911	17,345	17,494	17,931	18,316	2.6%	0.9%	2.5%	2.1%	8.3%
NB ( r )	659	668	682	689	691	1.4%	2.1%	1.0%	0.3%	4.9%
NS	1,421	1,469	1,491	1,507	1,536	3.4%	1.5%	1.1%	1.9%	8.1%
PEI	595	602	636	640	640	1.2%	5.6%	0.6%	0.0%	7.6%
NFLD	600	633	649	654	671	5.5%	2.5%	0.8%	2.6%	11.8%
<b>SUBTOTAL</b>	<b>\$92,765</b>	<b>\$95,303</b>	<b>\$96,821</b>	<b>\$99,927</b>	<b>\$102,358</b>	<b>2.7%</b>	<b>1.6%</b>	<b>3.2%</b>	<b>2.4%</b>	<b>10.3%</b>
<b>Federation Class</b>										
ON(L'Alliance)	838	875	880	878	894	4.4%	0.6%	-0.2%	1.8%	6.7%
<b>TOTAL</b>	<b>\$93,603</b>	<b>\$96,178</b>	<b>\$97,701</b>	<b>\$100,805</b>	<b>\$103,252</b>	<b>2.8%</b>	<b>1.6%</b>	<b>3.2%</b>	<b>2.4%</b>	<b>10.3%</b>
<b>LOANS</b>										
PROVINCE	1Q08	2Q08	3Q08	4Q08	1Q09	QUARTERLY GROWTH (2)				ANNUAL (3) 1Q08 to 1Q09
						2Q08	3Q08	4Q08	1Q09	
<b>Credit Union Central Class</b>										
BC (1)	\$37,242	\$37,529	\$37,737	\$38,130	\$38,256	0.8%	0.6%	1.0%	0.3%	2.7%
AB	12,924	13,247	13,655	13,934	14,209	2.5%	3.1%	2.0%	2.0%	9.9%
SK	8,645	8,967	9,278	9,496	9,500	3.7%	3.5%	2.3%	0.0%	9.9%
MB	10,793	11,197	11,705	12,159	12,304	3.7%	4.5%	3.9%	1.2%	14.0%
ON	16,014	16,306	16,631	16,970	17,100	1.8%	2.0%	2.0%	0.8%	6.8%
NB	575	581	594	606	610	1.0%	2.2%	2.0%	0.7%	6.1%
NS	1,157	1,175	1,202	1,220	1,230	1.6%	2.3%	1.5%	0.8%	6.3%
PEI	496	514	504	511	519	3.6%	-1.9%	1.4%	1.6%	4.6%
NFLD	514	523	544	563	572	1.8%	4.0%	3.5%	1.6%	11.3%
<b>SUBTOTAL</b>	<b>\$88,360</b>	<b>\$90,039</b>	<b>\$91,850</b>	<b>\$93,589</b>	<b>\$94,300</b>	<b>1.9%</b>	<b>2.0%</b>	<b>1.9%</b>	<b>0.8%</b>	<b>6.7%</b>
<b>Federation Class</b>										
ON(L'Alliance)	772	799	821	831	839	3.5%	2.8%	1.2%	1.0%	8.7%
<b>TOTAL</b>	<b>\$89,132</b>	<b>\$90,838</b>	<b>\$92,671</b>	<b>\$94,420</b>	<b>\$95,139</b>	<b>1.9%</b>	<b>2.0%</b>	<b>1.9%</b>	<b>0.8%</b>	<b>6.7%</b>
<b>ASSETS</b>										
PROVINCE	1Q08	2Q08	3Q08	4Q08	1Q09	QUARTERLY GROWTH (2)				ANNUAL (3) 1Q08 to 1Q09
						2Q08	3Q08	4Q08	1Q09	
<b>Credit Union Central Class</b>										
BC (1)	\$42,688	\$43,291	\$43,356	\$45,451	\$44,539	1.4%	0.2%	4.8%	-2.0%	4.3%
AB	15,095	15,580	16,175	16,487	16,741	3.2%	3.8%	1.9%	1.5%	10.9%
SK	11,741	12,149	12,377	12,588	13,128	3.5%	1.9%	1.7%	4.3%	11.8%
MB	13,201	13,741	14,061	14,432	14,607	4.1%	2.3%	2.6%	1.2%	10.7%
ON	19,131	19,648	19,864	20,106	20,325	2.7%	1.1%	1.2%	1.1%	6.2%
NB	735	746	764	768	780	1.5%	2.4%	0.5%	1.6%	6.1%
NS	1,569	1,618	1,642	1,659	1,682	3.1%	1.5%	1.0%	1.4%	7.2%
PEI	655	659	692	699	699	0.6%	5.0%	1.0%	0.0%	6.7%
NFLD	643	678	695	699	716	5.4%	2.5%	0.6%	2.4%	11.4%
<b>SUBTOTAL</b>	<b>\$105,458</b>	<b>\$108,110</b>	<b>\$109,626</b>	<b>\$112,889</b>	<b>\$113,217</b>	<b>2.5%</b>	<b>1.4%</b>	<b>3.0%</b>	<b>0.3%</b>	<b>7.4%</b>
<b>Federation Class</b>										
ON(L'Alliance)	969	996	1,009	1,004	1,019	2.8%	1.3%	-0.5%	1.5%	5.2%
<b>TOTAL</b>	<b>\$106,427</b>	<b>\$109,106</b>	<b>\$110,635</b>	<b>\$113,893</b>	<b>\$114,236</b>	<b>2.5%</b>	<b>1.4%</b>	<b>2.9%</b>	<b>0.3%</b>	<b>7.3%</b>

( r ) - New Brunswick - Deposits have been revised.

(1) B.C. - To be consistent with the first, second and third quarter data source, fourth quarter results reported here are from the same data source - CUCBC. These results will not match data reported by the B.C. Stabilization Fund for the Annual Credit Union / Caisse Populaire Information Survey. (where no adjustments are made for six credit unions with Sept. 30th year-ends in their financial statements.)

(2) Quarterly growth rates compare growth rates with that of previous quarter.

(3) Annual growth rates compare 1Q09 with 1Q08.

## AFFILIATED CREDIT UNION & CAISSE POPULAIRE SYSTEM RESULTS

### QUARTERLY GROWTH

As of First Quarter 2009

TOTAL CREDIT UNIONS / CAISSES POPULAIRES										
PROVINCE	1Q08	2Q08	3Q08	4Q08	1Q09	QUARTERLY GROWTH (4)				ANNUAL (5) 1Q08 to 1Q09
						2Q08	3Q08	4Q08	1Q09	
<b>Credit Union Central Class</b>										
BC	48	48	48	48	48	0.0%	0.0%	0.0%	0.0%	0.0%
AB	48	48	48	48	46	0.0%	0.0%	0.0%	-4.2%	-4.2%
SK ( r )	66	66	66	66	65	0.0%	0.0%	0.0%	-1.5%	-1.5%
MB	52	52	48	48	48	0.0%	-7.7%	0.0%	0.0%	-7.7%
ON ( r )	151	149	148	145	144	-1.3%	-0.7%	-2.0%	-0.7%	-4.6%
NB	18	18	18	18	17	0.0%	0.0%	0.0%	-5.6%	-5.6%
NS	33	32	32	31	31	-3.0%	0.0%	-3.1%	0.0%	-6.1%
PEI	10	10	10	10	10	0.0%	0.0%	0.0%	0.0%	0.0%
NFLD	13	13	13	13	12	0.0%	0.0%	0.0%	-7.7%	-7.7%
<b>SUBTOTAL</b>	<b>439</b>	<b>436</b>	<b>431</b>	<b>427</b>	<b>421</b>	<b>-0.7%</b>	<b>-1.1%</b>	<b>-0.9%</b>	<b>-1.4%</b>	<b>-4.1%</b>
<b>Federation Class</b>										
ON(L'Alliance)	13	13	13	13	13	0.0%	0.0%	0.0%	0.0%	0.0%
<b>TOTAL</b>	<b>452</b>	<b>449</b>	<b>444</b>	<b>440</b>	<b>434</b>	<b>-0.7%</b>	<b>-1.1%</b>	<b>-0.9%</b>	<b>-1.4%</b>	<b>-4.0%</b>

TOTAL LOCATIONS										
PROVINCE	1Q08	2Q08	3Q08	4Q08	1Q09	QUARTERLY GROWTH (4)				ANNUAL (5) 1Q08 to 1Q09
						2Q08	3Q08	4Q08	1Q09	
<b>Credit Union Central Class</b>										
BC	372	373	374	373	372	0.3%	0.3%	-0.3%	-0.3%	0.0%
AB	211	213	212	212	214	0.9%	-0.5%	0.0%	0.9%	1.4%
SK ( r )	313	313	313	314	313	0.0%	0.0%	0.3%	-0.3%	0.0%
MB	180	180	180	182	182	0.0%	0.0%	1.1%	0.0%	1.1%
ON (2)	486	463	462	454	456	-4.7%	-0.2%	-1.7%	0.4%	-6.2%
NB	38	39	39	39	39	2.6%	0.0%	0.0%	0.0%	2.6%
NS	82	82	82	82	82	0.0%	0.0%	0.0%	0.0%	0.0%
PEI	15	15	15	15	15	0.0%	0.0%	0.0%	0.0%	0.0%
NFLD	40	40	40	40	40	0.0%	0.0%	0.0%	0.0%	0.0%
<b>SUBTOTAL</b>	<b>1,737</b>	<b>1,718</b>	<b>1,717</b>	<b>1,711</b>	<b>1,713</b>	<b>-1.1%</b>	<b>-0.1%</b>	<b>-0.3%</b>	<b>0.1%</b>	<b>-1.4%</b>
<b>Federation Class</b>										
ON(L'Alliance) (2)	26	23	23	23	23	-11.5%	0.0%	0.0%	0.0%	-11.5%
<b>TOTAL</b>	<b>1,763</b>	<b>1,741</b>	<b>1,740</b>	<b>1,734</b>	<b>1,736</b>	<b>-1.2%</b>	<b>-0.1%</b>	<b>-0.3%</b>	<b>0.1%</b>	<b>-1.5%</b>

TOTAL MEMBERS										
PROVINCE	1Q08	2Q08	3Q08	4Q08	1Q09	QUARTERLY GROWTH (4)				ANNUAL (5) 1Q08 to 1Q09
						2Q08	3Q08	4Q08	1Q09	
<b>Credit Union Central Class</b>										
BC	1,647,890	1,663,096	1,674,952	1,681,500	1,686,595	0.9%	0.7%	0.4%	0.3%	2.3%
AB	635,387	637,412	639,967	642,612	644,383	0.3%	0.4%	0.4%	0.3%	1.4%
SK (1)	517,534	524,916	522,078	515,683	532,946	1.4%	-0.5%	-1.2%	3.3%	3.0%
MB	558,393	553,273	553,273	553,674	555,273	-0.9%	0.0%	0.1%	0.3%	-0.6%
ON (2)	1,231,938	1,231,639	1,230,257	1,222,823	1,214,526	0.0%	-0.1%	-0.6%	-0.7%	-1.4%
NB (3)	77,424	78,135	78,504	78,667	78,295	0.9%	0.5%	0.2%	-0.5%	1.1%
NS	168,409	167,496	167,622	167,573	167,178	-0.5%	0.1%	0.0%	-0.2%	-0.7%
PEI	64,102	64,142	64,321	64,008	61,603	0.1%	0.3%	-0.5%	-3.8%	-3.9%
NFLD	46,035	46,438	46,809	47,254	47,595	0.9%	0.8%	1.0%	0.7%	3.4%
<b>SUBTOTAL</b>	<b>4,947,112</b>	<b>4,966,547</b>	<b>4,977,783</b>	<b>4,973,794</b>	<b>4,988,394</b>	<b>0.4%</b>	<b>0.2%</b>	<b>-0.1%</b>	<b>0.3%</b>	<b>0.8%</b>
<b>Federation Class</b>										
ON(L'Alliance)	77,698	78,719	79,617	79,178	79,302	1.3%	1.1%	-0.6%	0.2%	2.1%
<b>TOTAL</b>	<b>5,024,810</b>	<b>5,045,266</b>	<b>5,057,400</b>	<b>5,052,972</b>	<b>5,067,696</b>	<b>0.4%</b>	<b>0.2%</b>	<b>-0.1%</b>	<b>0.3%</b>	<b>0.9%</b>

( r ) Saskatchewan - 2Q08 and 3Q08 locations have been revised.

(1) Saskatchewan - Decline in membership is due to a number of credit unions removing "closed accounts" from their banking system.

(2) Ontario - Membership includes both non-voting and voting members. Decline in 2Q08 locations is due to change in reporting requirements. Source: DICO

(3) New Brunswick - Membership is estimated.

(4) Quarterly growth rates compare growth rates with that of previous quarter.

(5) Annual growth rates compare 1Q09 with 1Q08

8-Jun-09

## NON-AFFILIATED CREDIT UNION & CAISSE POPULAIRE SYSTEM RESULTS QUARTERLY GROWTH

As of First Quarter 2009

(\$ Millions)

<b>SAVINGS</b>										
PROVINCE	1Q08	2Q08	3Q08	4Q08	1Q09	QUARTERLY GROWTH (1)				ANNUAL (2)
						2Q08	3Q08	4Q08	1Q09	1Q08 to 1Q09
<b>Caisses Populaires</b>										
ON- La Fed.	\$2,663	\$2,717	\$2,764	\$2,731	\$2,792	2.0%	1.7%	-1.2%	2.2%	4.8%
MB	651	678	699	704	717	4.1%	3.1%	0.7%	1.8%	10.1%
NB	2,256	2,325	2,337	2,352	2,356	3.1%	0.5%	0.6%	0.2%	4.4%
<b>TOTAL(excl. QB.)</b>	<b>\$5,570</b>	<b>\$5,720</b>	<b>\$5,800</b>	<b>\$5,787</b>	<b>\$5,865</b>	<b>2.7%</b>	<b>1.4%</b>	<b>-0.2%</b>	<b>1.3%</b>	<b>5.3%</b>
QB	78,448	82,965	83,288	84,464	85,642	5.8%	0.4%	1.4%	1.4%	9.2%
<b>TOTAL(All CPs.)</b>	<b>\$84,018</b>	<b>\$88,685</b>	<b>\$89,088</b>	<b>\$90,251</b>	<b>\$91,507</b>	<b>5.6%</b>	<b>0.5%</b>	<b>1.3%</b>	<b>1.4%</b>	<b>8.9%</b>
<b>Credit Unions</b>										
ON	3,298	3,324	3,370	3,368	3,403	0.8%	1.4%	-0.1%	1.0%	3.2%
<b>TOTAL</b>	<b>\$87,316</b>	<b>\$92,009</b>	<b>\$92,458</b>	<b>\$93,619</b>	<b>\$94,910</b>	<b>5.4%</b>	<b>0.5%</b>	<b>1.3%</b>	<b>1.4%</b>	<b>8.7%</b>

<b>LOANS</b>										
PROVINCE	1Q08	2Q08	3Q08	4Q08	1Q09	QUARTERLY GROWTH (1)				ANNUAL (2)
						2Q08	3Q08	4Q08	1Q09	1Q08 to 1Q09
<b>Caisses Populaires</b>										
ON- La Fed.	\$2,525	\$2,600	\$2,648	\$2,713	\$2,723	3.0%	1.8%	2.5%	0.4%	7.8%
MB	562	576	595	614	624	2.5%	3.3%	3.2%	1.6%	11.0%
NB	1,882	1,898	1,956	1,995	1,972	0.9%	3.1%	2.0%	-1.2%	4.8%
<b>TOTAL(excl. QB.)</b>	<b>\$4,969</b>	<b>\$5,074</b>	<b>\$5,199</b>	<b>\$5,322</b>	<b>\$5,319</b>	<b>2.1%</b>	<b>2.5%</b>	<b>2.4%</b>	<b>-0.1%</b>	<b>7.0%</b>
QB	80,238	82,229	83,977	85,433	86,209	2.5%	2.1%	1.7%	0.9%	7.4%
<b>TOTAL(All CPs.)</b>	<b>\$85,207</b>	<b>\$87,303</b>	<b>\$89,176</b>	<b>\$90,755</b>	<b>\$91,528</b>	<b>2.5%</b>	<b>2.1%</b>	<b>1.8%</b>	<b>0.9%</b>	<b>7.4%</b>
<b>Credit Unions</b>										
ON	2,582	2,584	2,667	2,756	2,780	0.1%	3.2%	3.3%	0.9%	7.7%
<b>TOTAL</b>	<b>\$87,789</b>	<b>\$89,887</b>	<b>\$91,843</b>	<b>\$93,511</b>	<b>\$94,308</b>	<b>2.4%</b>	<b>2.2%</b>	<b>1.8%</b>	<b>0.9%</b>	<b>7.4%</b>

<b>ASSETS</b>										
PROVINCE	1Q08	2Q08	3Q08	4Q08	1Q09	QUARTERLY GROWTH (1)				ANNUAL (2)
						2Q08	3Q08	4Q08	1Q09	1Q08 to 1Q09
<b>Caisses Populaires</b>										
ON- La Fed.	\$3,046	\$3,125	\$3,179	\$3,152	\$3,218	2.6%	1.7%	-0.8%	2.1%	5.6%
MB	709	739	762	769	780	4.2%	3.1%	0.9%	1.4%	10.0%
NB	2,520	2,594	2,615	2,626	2,647	2.9%	0.8%	0.4%	0.8%	5.0%
<b>TOTAL(excl. QB.)</b>	<b>\$6,275</b>	<b>\$6,458</b>	<b>\$6,556</b>	<b>\$6,547</b>	<b>\$6,645</b>	<b>2.9%</b>	<b>1.5%</b>	<b>-0.1%</b>	<b>1.5%</b>	<b>5.9%</b>
QB	96,257	99,380	100,865	102,075	102,487	3.2%	1.5%	1.2%	0.4%	6.5%
<b>TOTAL(All CPs.)</b>	<b>\$102,532</b>	<b>\$105,838</b>	<b>\$107,421</b>	<b>\$108,622</b>	<b>\$109,132</b>	<b>3.2%</b>	<b>1.5%</b>	<b>1.1%</b>	<b>0.5%</b>	<b>6.4%</b>
<b>Credit Unions</b>										
ON	3,638	3,671	3,719	3,664	3,694	0.9%	1.3%	-1.5%	0.8%	1.5%
<b>TOTAL</b>	<b>\$106,170</b>	<b>\$109,509</b>	<b>\$111,140</b>	<b>\$112,286</b>	<b>\$112,826</b>	<b>3.1%</b>	<b>1.5%</b>	<b>1.0%</b>	<b>0.5%</b>	<b>6.3%</b>

(1) Quarterly growth rates compare growth rates with that of previous quarter.

(2) Annual growth rates compare 1Q09 with 1Q08.

## NON-AFFILIATED CREDIT UNION & CAISSE POPULAIRE SYSTEM RESULTS QUARTERLY GROWTH

As of First Quarter 2009

<b>TOTAL CAISSES POPULAIRES</b>										
PROVINCE	1Q08	2Q08	3Q08	4Q08	1Q09	QUARTERLY GROWTH (1)				ANNUAL (2)
						2Q08	3Q08	4Q08	1Q09	1Q08 to 1Q09
<b>Caisses Populaires</b>										
ON- La Fed.	22	22	21	21	20	0.0%	-4.5%	0.0%	-4.8%	-9.1%
MB	5	5	5	5	5	0.0%	0.0%	0.0%	0.0%	0.0%
NB	34	31	31	31	29	-8.8%	0.0%	0.0%	-6.5%	-14.7%
<b>TOTAL(excl. QB.)</b>	<b>61</b>	<b>58</b>	<b>57</b>	<b>57</b>	<b>54</b>	<b>-4.9%</b>	<b>-1.7%</b>	<b>0.0%</b>	<b>-5.3%</b>	<b>-11.5%</b>
QB	494	494	492	492	461	0.0%	-0.4%	0.0%	-6.3%	-6.7%
<b>TOTAL(All CPs.)</b>	<b>555</b>	<b>552</b>	<b>549</b>	<b>549</b>	<b>515</b>	<b>-0.5%</b>	<b>-0.5%</b>	<b>0.0%</b>	<b>-6.2%</b>	<b>-7.2%</b>
<b>Credit Unions</b>										
ON	18	18	19	19	19	0.0%	5.6%	0.0%	0.0%	5.6%
<b>TOTAL</b>	<b>573</b>	<b>570</b>	<b>568</b>	<b>568</b>	<b>534</b>	<b>-0.5%</b>	<b>-0.4%</b>	<b>0.0%</b>	<b>-6.0%</b>	<b>-6.8%</b>

<b>TOTAL LOCATIONS</b>										
PROVINCE	1Q08	2Q08	3Q08	4Q08	1Q09	QUARTERLY GROWTH (1)				ANNUAL (2)
						2Q08	3Q08	4Q08	1Q09	1Q08 to 1Q09
<b>Caisses Populaires</b>										
ON- La Fed.	63	62	61	61	63	-1.6%	-1.6%	0.0%	3.3%	0.0%
MB	29	28	28	28	29	-3.4%	0.0%	0.0%	3.6%	0.0%
NB	86	79	86	86	86	-8.1%	8.9%	0.0%	0.0%	0.0%
<b>TOTAL(excl. QB.)</b>	<b>178</b>	<b>169</b>	<b>175</b>	<b>175</b>	<b>178</b>	<b>-5.1%</b>	<b>3.6%</b>	<b>0.0%</b>	<b>1.7%</b>	<b>0.0%</b>
QB	1,357	1,338	1,338	1,338	1,296	-1.4%	0.0%	0.0%	-3.1%	-4.5%
<b>TOTAL(All CPs.)</b>	<b>1,535</b>	<b>1,507</b>	<b>1,513</b>	<b>1,513</b>	<b>1,474</b>	<b>-1.8%</b>	<b>0.4%</b>	<b>0.0%</b>	<b>-2.6%</b>	<b>-4.0%</b>
<b>Credit Unions</b>										
ON (3)	96	93	96	94	94	-3.1%	3.2%	-2.1%	0.0%	-2.1%
<b>TOTAL</b>	<b>1,631</b>	<b>1,600</b>	<b>1,609</b>	<b>1,607</b>	<b>1,568</b>	<b>-1.9%</b>	<b>0.6%</b>	<b>-0.1%</b>	<b>-2.4%</b>	<b>-3.9%</b>

<b>TOTAL MEMBERS</b>										
PROVINCE	1Q08	2Q08	3Q08	4Q08	1Q09	QUARTERLY GROWTH (1)				ANNUAL (2)
						2Q08	3Q08	4Q08	1Q09	1Q08 to 1Q09
<b>Caisses Populaires</b>										
ON- La Fed.(3)	160,430	160,084	158,186	156,629	157,213	-0.2%	-1.2%	-1.0%	0.4%	-2.0%
MB	30,600	30,600	30,600	31,000	30,600	0.0%	0.0%	1.3%	-1.3%	0.0%
NB	210,971	209,326	208,202	207,126	205,783	-0.8%	-0.5%	-0.5%	-0.6%	-2.5%
<b>TOTAL(excl. QB.)</b>	<b>402,001</b>	<b>400,010</b>	<b>396,988</b>	<b>394,755</b>	<b>393,596</b>	<b>-0.5%</b>	<b>-0.8%</b>	<b>-0.6%</b>	<b>-0.3%</b>	<b>-2.1%</b>
QB	5,540,356	5,544,098	5,561,304	5,562,733	5,187,590	0.1%	0.3%	0.0%	-6.7%	-6.4%
<b>TOTAL(All CPs.)</b>	<b>5,942,357</b>	<b>5,944,108</b>	<b>5,958,292</b>	<b>5,957,488</b>	<b>5,581,186</b>	<b>0.0%</b>	<b>0.2%</b>	<b>0.0%</b>	<b>-6.3%</b>	<b>-6.1%</b>
<b>Credit Unions</b>										
ON	212,260	210,378	211,645	211,816	209,715	-0.9%	0.6%	0.1%	-1.0%	-1.2%
<b>TOTAL</b>	<b>6,154,617</b>	<b>6,154,486</b>	<b>6,169,937</b>	<b>6,169,304</b>	<b>5,790,901</b>	<b>0.0%</b>	<b>0.3%</b>	<b>0.0%</b>	<b>-6.1%</b>	<b>-5.9%</b>

(1) Quarterly growth rates compare growth rates with that of previous quarter.

(2) Annual growth rates compare 1Q09 with 1Q08

(3) Ontario - Membership includes both non-voting and voting members. Decline in locations is due to change in reporting requirements. Source: DICO